

AXEL XL

Gijs Papavoine 2015



ROMP

Frame

Houten constructie van beuken en mdf.

Vering

No-sag veren.

Schuim

polyether bedekt met 90 gr dacron.

ONDERSTEL

Slede

- RVS
- Mat zwart
- RAL

Aluminium poten:

- Hoogglans zwart verchromd

VILTGLIDERS

ONDER SLEDE

De glijders onder de sledes worden gemaakt van antislip materialen, zoals rubber of kunststof. In deze materialen zitten stoffen, die onder druk vlekken kunnen veroorzaken op diverse vloeren (kunststof, gietvloeren, pvc, tapijten, beton-vloeren, houten vloeren, etc.). Ter voorkoming van een reactie op de vloer, adviseren wij gebruik te maken van bijgeleverde viltglijders.

KUSSEN

ZITKUSSEN

De kern bestaat uit een combinatie van HR-schuim. Boven een HR-schuim met een soortelijk gewicht van 38 kg/m^3 . Daaronder een zachtere spie die zorgt voor extra comfort en vallend in de bank. De schuimkern wordt overtrokken met een hoes gevuld met fiber-rolletjes en 'memory' schuim-vlokken. (verhouding 30/70%).

BODY

Frame

Wooden construction of beech and mdf.

Springs

No-sag springs.

Foam

Polyether foam covered with 90 gr dacron.

FEET

Sled base

- RVS
- Matt black.
- RAL

Aluminium legs:

- High-gloss black chrome plated

FELT GLIDES

UNDER SLED BASE

The glides under the sled bases are made from anti-slip materials such as rubber or plastic. These materials contain substances which can cause stains under pressure on various floors (artificial floors, cast floors, pvc, carpet, concrete floors, hardwood floors, etc.). To prevent a reaction on the floor we recommend using the included felt glides.

CUSHION

SEAT CUSHION

Basis of HR foam with thin top with a specific gravity of 38 kg/m^3 . Underneath a softer wedge with a specific for extra comfort. foam flakes and fibre curls (ratio 70 / 30%).

KORPUS

Frame

Holzkonstruktion von Buchenholz und MDF.

Federung

No-sag Federn.

Schaum

Polyäther Schaum bedeckt mit 90 gr dacron.

UNTERGESTELL

Kufengestell:

- Edelstahl
- Matt Schwarz
- RAL

Aluminium Füße:

- Hochglanz Schwarz verchromt

FILZGLEITER

UNTER KUFENGESTELL

Die Gleiter unter die Kufengestelle sind aus rutschfestem Material wie Gummi oder Kunststoff gefertigt. Diese Materialien enthalten Substanzen, die unter Druck auf verschiedenen Böden Flecken verursachen können (Kunststoff, Gussböden, PVC, Teppichböden, Betonböden, Holzböden usw.). Um eine Reaktion auf dem Boden zu vermeiden, empfehlen wir die Verwendung von mitgelieferten Filzgleitern.

KISSEN

SITZKISSEN

Basis aus HR-Schaum mit einem spezifischen Gewicht von 38 kg/m^3 unter einer dünnen Oberschicht HR-Schaum für zusätzlichen Komfort. Schaumflocken und Fiberspiralen (Verhältnis 70 / 30%).

AXEL XL

Gijs Papavoine 2015

Rugkussen

Een gestikte hoes, verdeeld in vakken. Gevuld met een combinatie van dacronrolletjes en 'memory'schuim-vlokken.

ARMKUSSEN

(optioneel)
Gevuld met veren.

KUSSEN

De rugkussens van ons model AXEL / AXEL XL hebben een losse vulling. Dit is een vulling van verschillende losse, veerkrachtige en duurzame materialen. De kussens vormen zich gemakkelijk naar uw lichaam en geven daardoor een groot comfort en een natuurlijke nonchalance. Om de vormgeving van uw bank te bewaren is het van belang dat de bank iedere dag na gebruik wordt opgeklopt, zodat de vulling weer luchtig wordt en de vorm wordt hersteld, vergelijkbaar met het hoofdkussen van uw bed. Dit dagelijkse onderhoud komt de levensduur en het comfort van de kussens ten goede en vermijdt verkleving van de losse vulling.

AXEL XL TAFEL

Toepassing

De tafelbladen zijn te gebruiken als dormeusetafel of als poeftafel.

Romp

Een constructie van gefineerde MDF platen. Fineerrichting in de lengte.

Uitvoeringen

- Noten gefineerd: mat gelakt
- Eiken gefineerd: blank mat gelakt en zwart carbon gebeitst

Back cushion

An stitched cover, divided in different pockets. Filled with foam flakes and fibre curls.

ARM CUSHION

(optional)
Filled with feathers.

CUSHION

The back cushions of our model AXEL / AXEL XL have a loose fill. This is a filling consisting of various resilient and durable materials. The Axel / Axel XL cushions easily shape to your body and give great comfort and nonchalance. To preserve the design of your couch it is important to fluff it up every day after use to bring back the airy quality of the stuffing and to recover its shape, just as you would do with the pillows on your bed. The life span and comfort of the pillows greatly benefit from this daily maintenance and you prevent the loose stuffing from clumping together.

AXEL XL TABLE

Application

The tabletops can be used as a dormeus table or a pouffe table.

Body

A construction of veneered MDF boards. Veneer direction lengthwise.

Finishes

- Walnut veneer: matt lacquered
- Oak veneer: clear matt lacquered and black carbon stained

Rückenkissen

Ein Bezug, unterteilt in verschiedene Oberflächen Füllung von Schaumflocken und Fiberspiralen.

ARMKISSEN

(optional)
Füllung von Federn.

KISSEN

Die Rückenkissen des Modells AXEL / AXEL XL haben eine lose Füllung, die aus elastischen, langlebigen Materialien bestehen. Die Kissen schmiegen sich dem Körper an, sind dadurch komfortabel und geben dem Sofa eine "lässige" Ausstrahlung. Damit das Sofa seine Form behält, ist es wichtig, dass es jeden Tag nach Gebrauch abgeklopft wird, damit die Füllung wieder luftig und die Form wiederhergestellt wird (vergleichbar mit einem Kopfkissen). Diese tägliche Pflege kommt der Lebensdauer und dem Komfort der Kissen zugute und vermeidet ein Verkleben der losen Füllung.

AXEL XL TISCH

Benutzen

Die Tischplatten können als Dormeus-Tisch oder als Pouffe-Tisch verwendet werden.

Rumpf

Eine Konstruktion aus furnierten MDF-Platten. Furnierrichtung in Längsrichtung.

Ausführungen

- Furnier Nussbaum: matt lackiert
- Eichenfurnier: blank matt lackiert und schwarz karbon gebeitst

AXEL XL

Gijs Papavoine 2015

ELECTRIFICATIE

(optioneel)

De tafelbladen kunnen worden voorzien van een zwart stopcontact en een usb-charger (QC2.0, 2,1A). Standaard gaat het om een stop-contact voor de stekkers E en F (de meeste Europese landen). Optioneel kunnen we ook voor stopcontact G (geschikt voor o.a. UK) en B (USA) leveren.

VERLICHTING

(optioneel)

Alle tafelbladen kunnen worden voorzien van een ingebouwde lamp. Hierbij is er keuze uit 2 verschillende lampen:

1) Luceplan - Ascent lamp

- Zwart gelakt
- Led 11w, 2700K www.luceplan.com/products/ascent-table

2) Zero - Curve through table lamp

- Led 8w
- Uitvoering: wit/glas (white RAL 6017) www.zerolighting.com/curve-throug-table-inombo

ELECTRICITY SUPPLY

(optional)

The tabletops can be fitted with a black socket and a usb charger (QC2.0, 2.1A). As standard, this is a socket for E and F plugs (most European countries). We can also optionally supply the G (suitable for the UK, among other countries) and B sockets (USA).

LIGHTING

(optional)

All table tops can be fitted with a built-in lamp. You can choose between 2 different lamps:

1) Luceplan - Ascent lamp

- Black lacquered
- Led 11w, 2700K www.luceplan.com/products/ascent-table

2) Zero - Curve through table lamp

- Led 8w
- Version: white/glass (RAL 6017) www.zerolighting.com/curve-throug-table-inombo

ELEKTRIFIZIERUNG

(optional)

Die Tischplatten können mit einer schwarzen Steckdose und einem usb-Ladegerät (QC2.0, 2.1A) ausgestattet werden. Standard-steckdose für Steckertyp E und F (für die meisten europäischen Länder). Optional auch mit Steckdose G (für u. a. GB) und B (USA) erhältlich.

BELEUCHTUNG

(optional)

Alle Tischplatten können mit einer eingebauten Lampe ausgestattet werden. Hier gibt es Wahl zwischen 2 verschiedenen Lampen:

1) Luceplan - Ascent lamp

- Schwarz lackiert
- Led 11w, 2700K www.luceplan.com/products/ascent-table

2) Zero - Curve through table lamp

- Led 8w
- Ausführung: weiß/Glass (RAL 6017) www.zerolighting.com/curve-throug-table-inombo

AXEL XL

Gijs Papavoine 2015



2015

AXEL XL

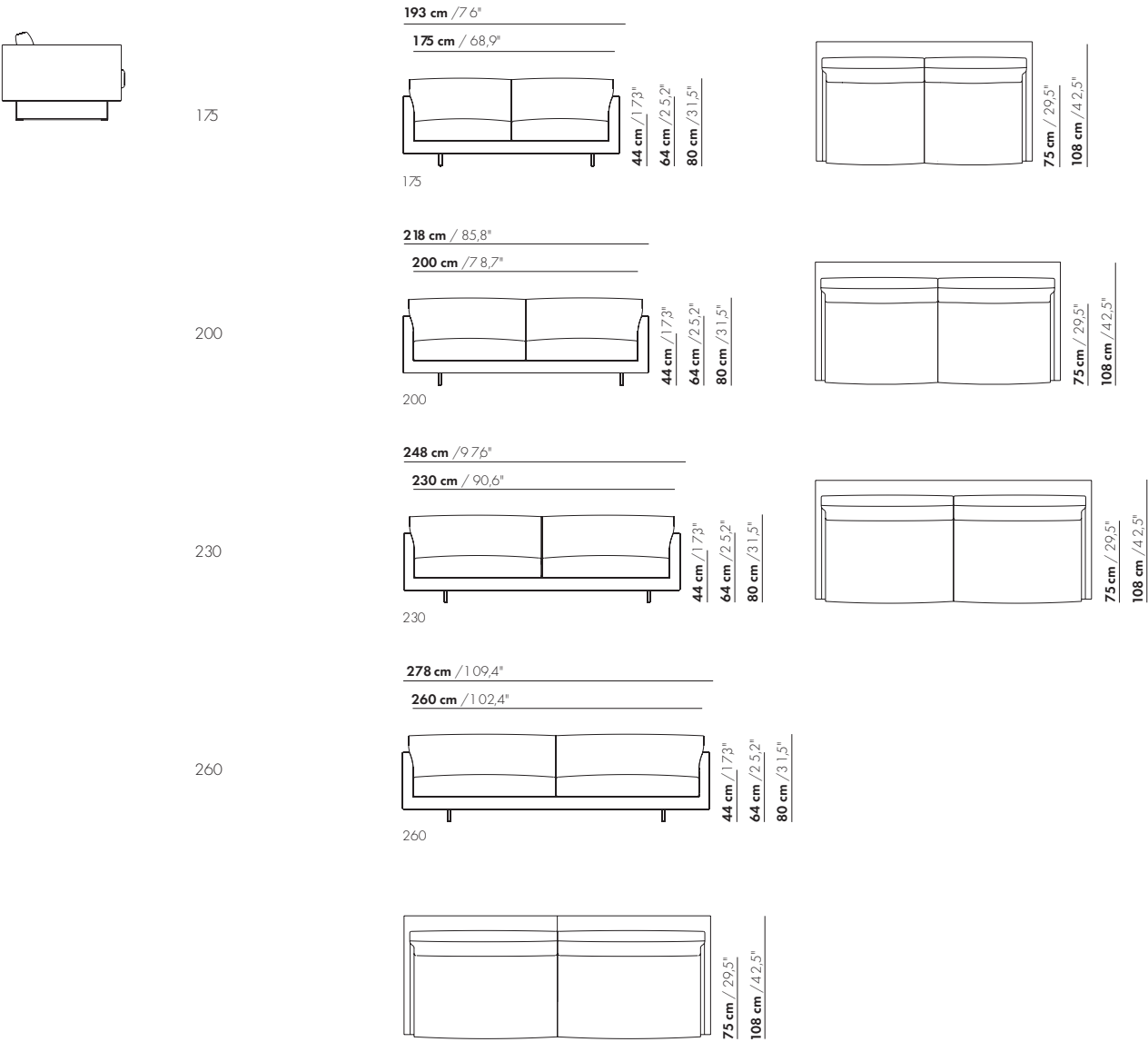
Gijs Papavoine 2015



ma 0915

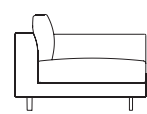
AXEL XL

Gijs Papavoine 2015



AXEL XL

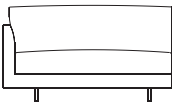
Gijs Papavoine 2015



130-AL/AR

139 cm / 5 4,7"

130 cm / 5 1,2"

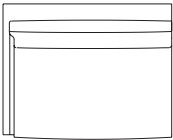


44 cm / 17 3"

64 cm / 2 5,2"

80 cm / 3 1,5"

130-AL/AR



75 cm / 29 5"

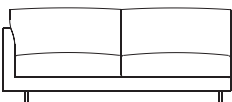
108 cm / 42 5"



175-AL/AR

184 cm / 7 2,4"

175 cm / 68 9"

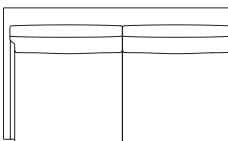


44 cm / 17 3"

64 cm / 2 5,2"

80 cm / 3 1,5"

175-AL/AR



75 cm / 29 5"

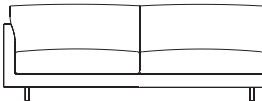
108 cm / 42 5"



200-AL/AR

209 cm / 8 2,3"

200 cm / 7 8,7"

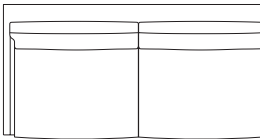


44 cm / 17 3"

64 cm / 2 5,2"

80 cm / 3 1,5"

200-AL/AR



75 cm / 29 5"

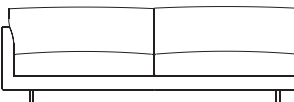
108 cm / 42 5"



230-AL/AR

239 cm / 9 4,1"

230 cm / 9 0,6"

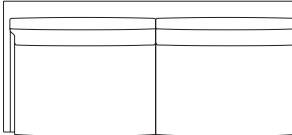


44 cm / 17 3"

64 cm / 2 5,2"

80 cm / 3 1,5"

230-AL/AR



75 cm / 29 5"

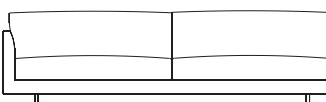
108 cm / 42 5"



260-AL/AR

269 cm / 1 05,9"

260 cm / 1 02,4"

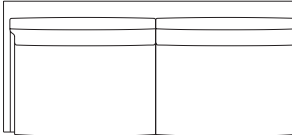


44 cm / 17 3"

64 cm / 2 5,2"

80 cm / 3 1,5"

260-AL/AR




75 cm / 29 5"

108 cm / 42 5"



AXEL XL

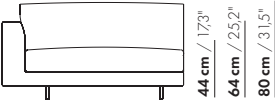
Gijs Papavoine 2015




130-B-AL/AR

148 cm / 58,3"

130 cm / 51,2"



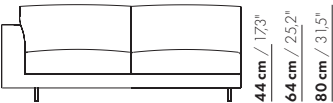
130-B-AL/AR



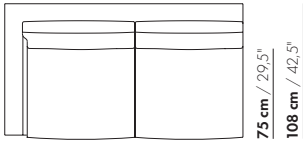
175-B-AL/AR

193 cm / 76"

175 cm / 68,9"



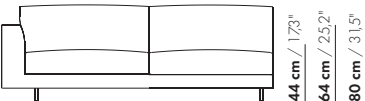
175-B-AL/AR



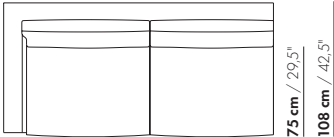
200-B-AL/AR

218 cm / 85,8"

200 cm / 78,7"



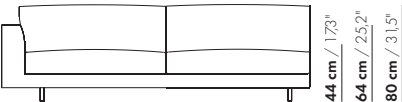
200-B-AL/AR



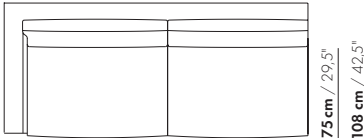
230-B-AL/AR

248 cm / 97,6"

230 cm / 90,6"



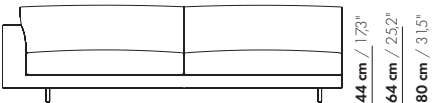
230-B-AL/AR



260-B-AL/AR

278 cm / 109,4"

260 cm / 102,4"

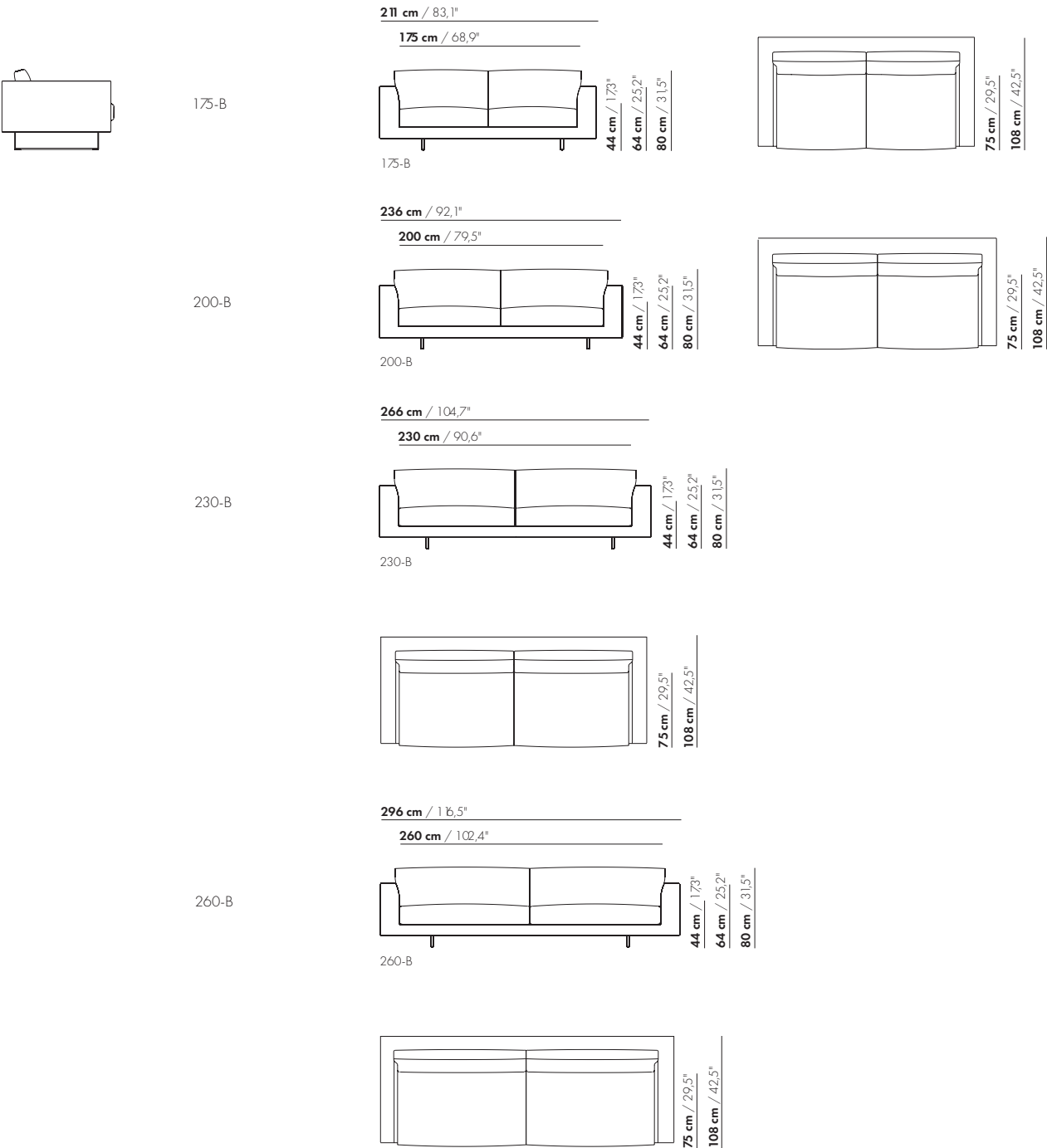


260-B-AL/AR



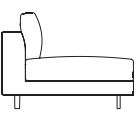
AXEL XL

Gijs Papavoine 2015




AXEL XL

Gijs Papavoine 2015



130-E

130 cm / 51,2"

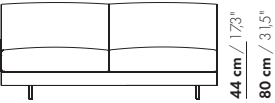


130-E

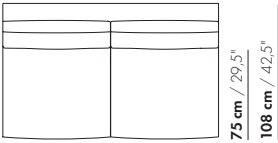


175-E

175 cm / 68,9"

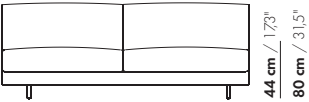


175-E

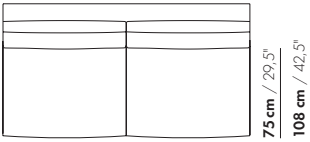


200-E

200 cm / 78,7"

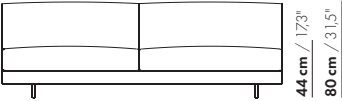


200-E

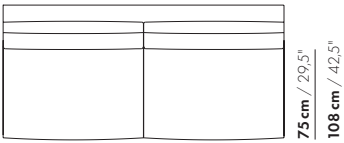


230-E

230 cm / 90,6"



230-E

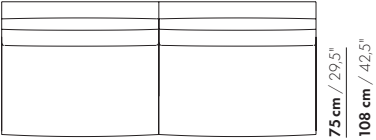


260-E

260 cm / 102,4"




260-E



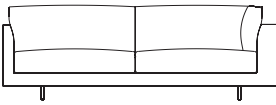
AXEL XL

Gijs Papavoine 2015



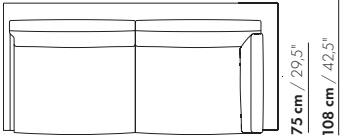
200-H-AL/AR

227 cm / 89,4"
176 cm / 69,3"



200-H-AL/AR

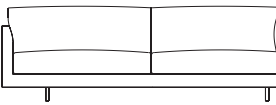
44 cm / 17,3"
64 cm / 25,2"
80 cm / 31,5"



75 cm / 29,5"
108 cm / 42,5"

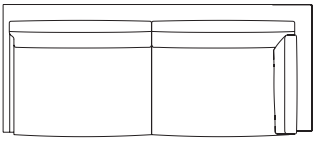
230-H-AL/AR

257 cm / 101,2"
206 cm / 81,1"



230-H-AL/AR

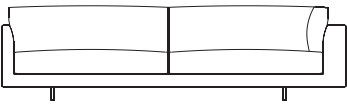
44 cm / 17,3"
64 cm / 25,2"
80 cm / 31,5"



75 cm / 29,5"
108 cm / 42,5"

260-H-AL/AR

287 cm / 113"
236 cm / 92,9"

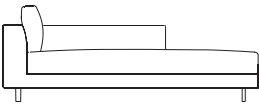


260-H-AL/AR

44 cm / 17,3"
64 cm / 25,2"
80 cm / 31,5"

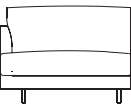


75 cm / 29,5"
108 cm / 42,5"



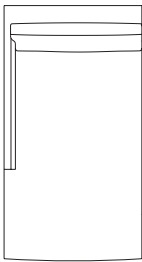
CHL-100X190-AL/AR

109 cm / 42,9"
100 cm / 39,4"



CHL-100X190-AL/AR

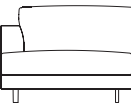
44 cm / 17,3"
64 cm / 25,2"
80 cm / 31,5"



128 cm / 50,4"
190 cm / 74,8"
139 cm / 54,7"

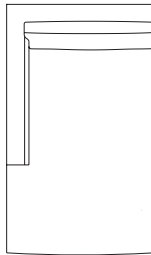
CHL-100X190-B-AL/AR

118 cm / 46,5"
100 cm / 39,4"



CHL-100X190-B-AL/AR



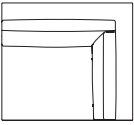


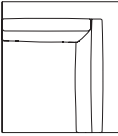


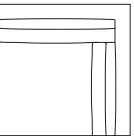
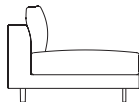
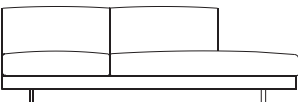
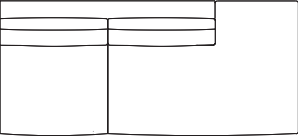
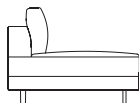
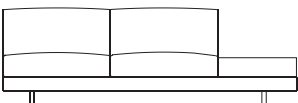
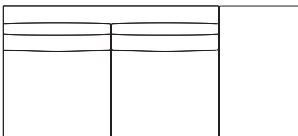
44 cm / 17,3"
64 cm / 25,2"
80 cm / 31,5"



128 cm / 50,4"
190 cm / 74,8"
139 cm / 54,7"

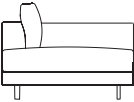
AXEL XL

Gijs Papavoine 2015

	H-106x93	<div><div>106 cm / 41,7"</div><div>75 cm / 29,5"</div><div><div></div><div>44 cm / 17,3"</div><div>64 cm / 25,2"</div><div>80 cm / 31,5"</div></div></div> <div>H-106x93</div> <div><div><div>63 cm / 24,8"</div><div>93 cm / 36,6"</div></div></div>
	H-93x106	<div><div>93 cm / 36,6"</div><div>63 cm / 24,8"</div><div><div></div><div>44 cm / 17,3"</div><div>64 cm / 25,2"</div><div>80 cm / 31,5"</div></div></div> <div>H-93x106</div> <div><div><div>75 cm / 29,5"</div><div>106 cm / 41,7"</div></div></div>
	H-106x106	<div><div>106 cm / 41,7"</div><div>75 cm / 29,5"</div><div><div></div><div>44 cm / 17,3"</div><div>64 cm / 25,2"</div><div>80 cm / 31,5"</div></div></div> <div>H-106x106</div> <div><div><div>75 cm / 29,5"</div><div>106 cm / 41,7"</div></div></div>
	175-D-ZA-PL/PR	<div><div>246 cm / 96,9"</div><div>174 cm / 68,5"</div><div><div></div><div>44 cm / 17,3"</div><div>80 cm / 31,5"</div></div></div> <div>175-D-ZA-PL/PR</div> <div><div><div>75 cm / 29,5"</div><div>108 cm / 42,5"</div></div></div>
	175-D-ZA-TL/TR	<div><div>246 cm / 96,9"</div><div>174 cm / 68,5"</div><div><div></div><div>44 cm / 17,3"</div><div>80 cm / 31,5"</div></div></div> <div>175-D-ZA-TL/TR</div> <div><div><div>75 cm / 29,5"</div><div>108 cm / 42,5"</div></div></div>

AXEL XL

Gijs Papavoine 2015



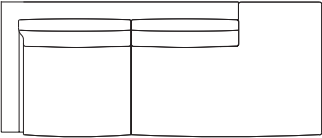
175-D-B-AL-PR/AR-PL

262 cm / 103,2"
174 cm / 68,5"

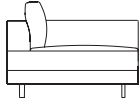


175-D-B-AL-PR/AR-PL

44 cm / 17,3"
80 cm / 31,5"

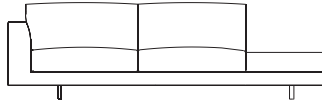


75 cm / 29,5"
108 cm / 42,5"



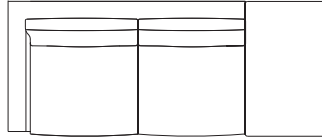
175-D-B-AL-TR/AR-TL

262 cm / 103,2"
174 cm / 68,5"



175-D-B-AL-TR/AR-TL


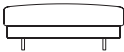

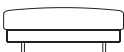
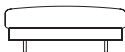




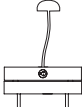
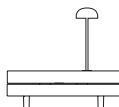
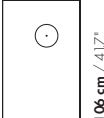



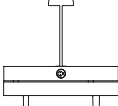
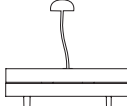
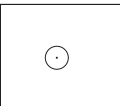



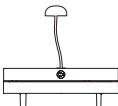
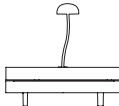
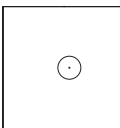
44 cm / 17,3"
80 cm / 31,5"



75 cm / 29,5"
108 cm / 42,5"

AXEL XL

Gijs Papavoine 2015

	P-108x72	 P-108x78	44 cm / 173°	 72 cm / 28,3°	108 cm / 42,5°	
	P-108x108	 P-108x108	44 cm / 173°	 108 cm / 42,5°	108 cm / 42,5°	
	T-106x68	 T-106x68	36 cm / 14,3°	 68 cm / 26,8°	106 cm / 41,7°	
	T-106x68	 T-106x68	36 cm / 14,3°	 68 cm / 26,8°	106 cm / 41,7°	Electrification USB-charger lighting
	S-T-106x93	 S-T-106x93	36 cm / 14,3°	 106 cm / 41,7°	93 cm / 36,6°	
	S-T-106x93	 S-T-106x93	36 cm / 14,3°	 106 cm / 41,7°	93 cm / 36,6°	Electrification USB-charger lighting
	T-106x106	 T-106x106	36 cm / 14,3°	 106 cm / 41,7°	106 cm / 41,7°	
	T-106x106	 T-106x106	36 cm / 14,3°	 106 cm / 41,7°	106 cm / 41,7°	Electrification USB-charger lighting

AXEL XL

Gijs Papavoine 2015



80 cm / 31,5"



45 cm / 17,7"



60 cm / 23,6"



35 cm / 13,8"



60 cm / 23,6"



60 cm / 23,6"



AXEL-XL-H

81 cm / 31,9"



44 cm / 17,3"

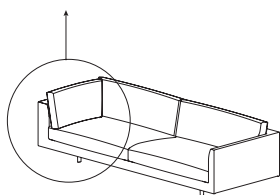


AXEL-XL-S-H

68 cm / 26,8"

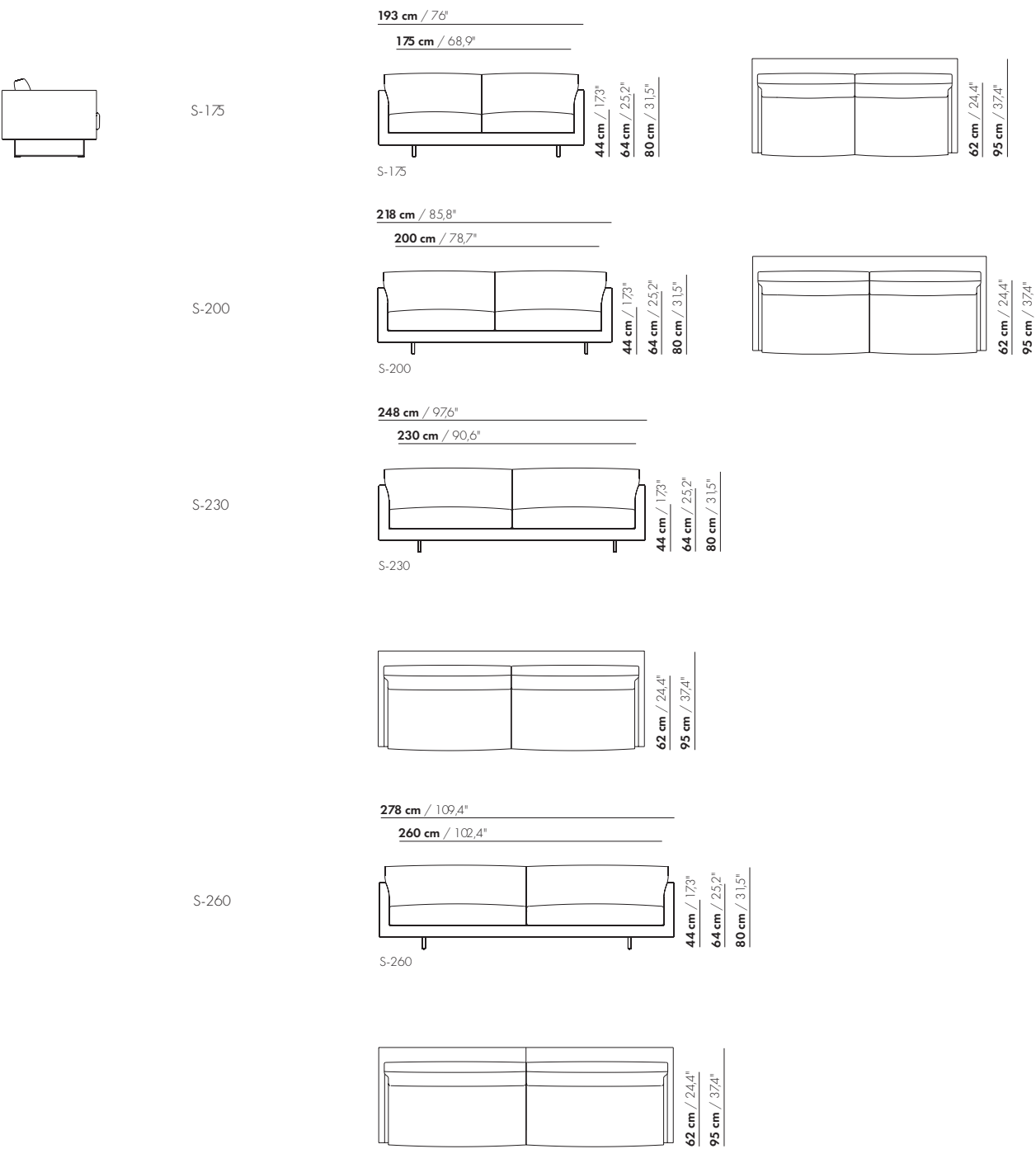


44 cm / 17,3"



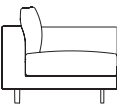
AXEL XL-S

Gijs Papavoine 2015



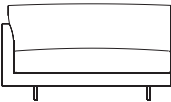
AXEL XL-S

Gijs Papavoine 2015



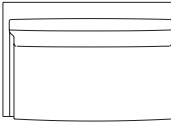
S-130-AL/AR

139 cm / 54,7"
130 cm / 51,2"



44 cm / 17,3"
64 cm / 25,2"
80 cm / 31,5"

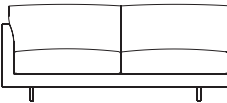
S-130-AL/AR



62 cm / 24,4"
95 cm / 37,4"

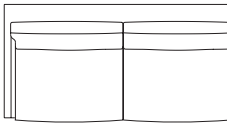
S-175-AL/AR

184 cm / 72,4"
175 cm / 68,9"



44 cm / 17,3"
64 cm / 25,2"
80 cm / 31,5"

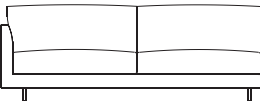
S-175-AL/AR



62 cm / 24,4"
95 cm / 37,4"

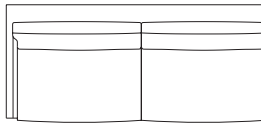
S-200-AL/AR

209 cm / 82,3"
200 cm / 78,7"



44 cm / 17,3"
64 cm / 25,2"
80 cm / 31,5"

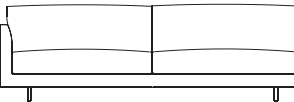
S-200-AL/AR



62 cm / 24,4"
95 cm / 37,4"

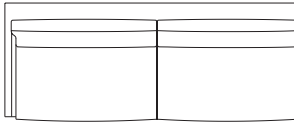
S-230-AL/AR

239 cm / 94,1"
230 cm / 90,6"



44 cm / 17,3"
64 cm / 25,2"
80 cm / 31,5"

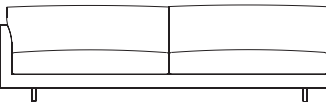
S-230-AL/AR



62 cm / 24,4"
95 cm / 37,4"

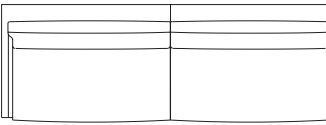
S-260-AL/AR

269 cm / 105,9"
260 cm / 102,4"



44 cm / 17,3"
64 cm / 25,2"
80 cm / 31,5"


S-260-AL/AR



62 cm / 24,4"
95 cm / 37,4"


AXEL XL-S

Gijs Papavoine 2015



S-130-B-AL/AR

148 cm / 58,3"
130 cm / 51,2"

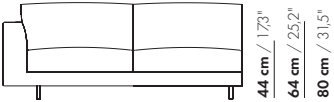


S-130-B-AL/AR

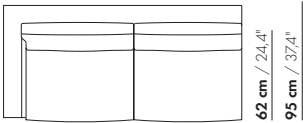


S-175-B-AL/AR

193 cm / 76"
175 cm / 68,9"

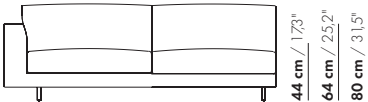


S-175-B-AL/AR

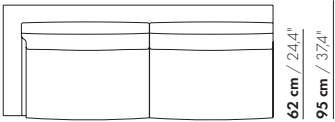


S-200-B-AL/AR

218 cm / 85,8"
200 cm / 78,7"



S-200-B-AL/AR

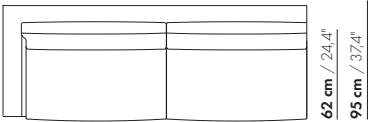


S-230-B-AL/AR

248 cm / 97,6"
230 cm / 90,6"

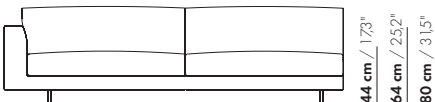


S-230-B-AL/AR



S-260-B-AL/AR

278 cm / 109,4"
260 cm / 102,4"

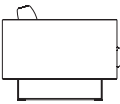


S-260-B-AL/AR



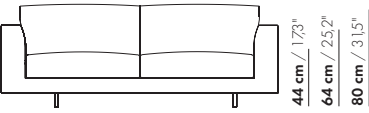
AXEL XL-S

Gijs Papavoine 2015

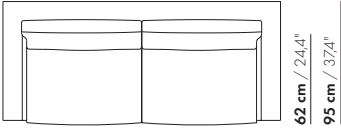


S-175-B

211 cm / 83,1"
175 cm / 68,9"

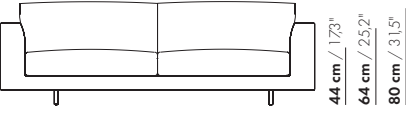


S-175-B

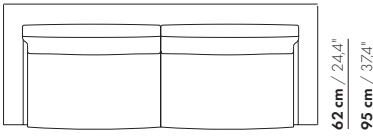


S-200-B

236 cm / 92,9"
200 cm / 78,7"

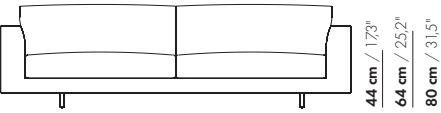


S-200-B

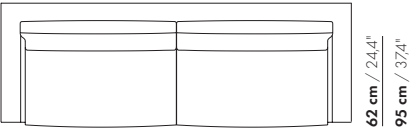


S-230-B

266 cm / 104,7"
230 cm / 90,6"

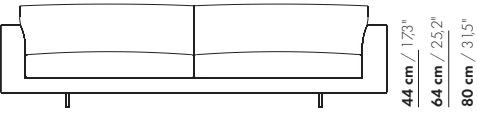


S-230-B

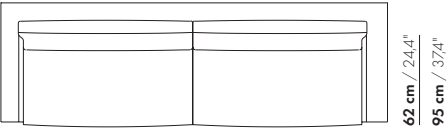


S-260-B

296 cm / 116,5"
260 cm / 102,4"

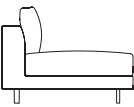


S-260-B



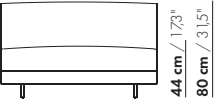
AXEL XL-S

Gijs Papavoine 2015

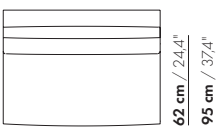


S-130-E

130 cm / 51,2"

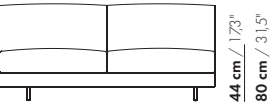


S-130-E

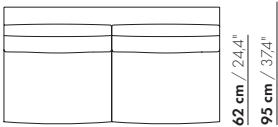


S-175-E

175 cm / 68,9"

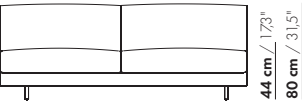


S-175-E

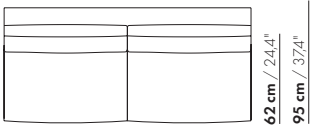


S-200-E

200 cm / 78,7"

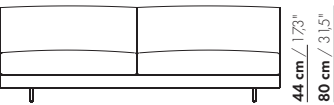


S-200-E

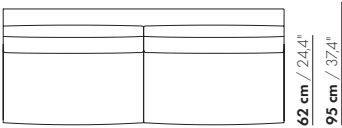


S-230-E

230 cm / 90,6"

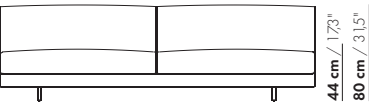


S-230-E

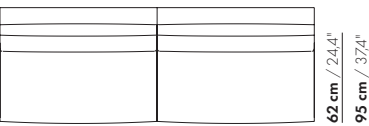


S-260-E

260 cm / 102,4"

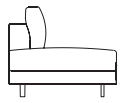


S-260-E

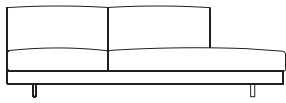


AXEL XL-S

Gijs Papavoine 2015



S-175-D-ZA-PL/PR



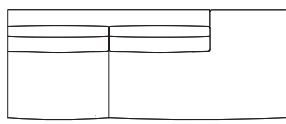
S-175-D-ZA-PL/PR

246 cm / 96,9"

174 cm / 68,5"

44 cm / 17,3"

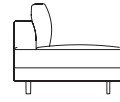
80 cm / 31,5"



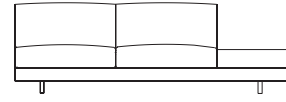
S-175-D-ZA-PL/PR

63 cm / 24,8"

95 cm / 37,4"



S-175-D-ZA-TL/TR



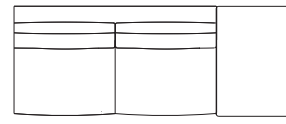
S-175-D-ZA-TL/TR

246 cm / 96,9"

174 cm / 68,5"

44 cm / 17,3"


80 cm / 31,5"



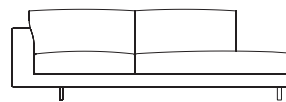
S-175-D-ZA-TL/TR

63 cm / 24,8"

95 cm / 37,4"



S-175-D-B-AL-PR/AR-PL



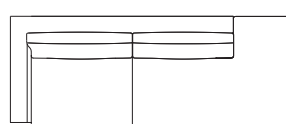
S-175-D-B-AL-PR/AR-PL

262 cm / 103,2"

174 cm / 68,5"

44 cm / 17,3"

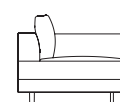
80 cm / 31,5"



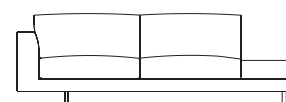
S-175-D-B-AL-PR/AR-PL

63 cm / 24,8"

95 cm / 37,4"



S-175-D-B-AL-TR/AR-TL



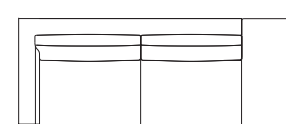
S-175-D-B-AL-TR/AR-TL

262 cm / 103,2"

174 cm / 68,5"

44 cm / 17,3"

80 cm / 31,5"



S-175-D-B-AL-TR/AR-TL



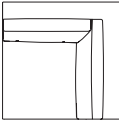


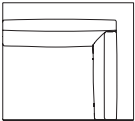


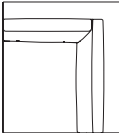
63 cm / 24,8"

95 cm / 37,4"





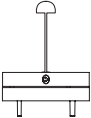
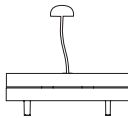


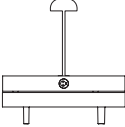
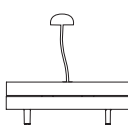


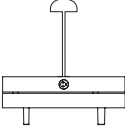
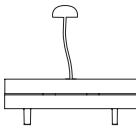
AXEL XL-S

Gijs Papavoine 2015

	S-H-93x93	 <div><div>93 cm / 36,6"</div><div>63 cm / 24,8"</div></div> <div><div>44 cm / 17,3"</div><div>64 cm / 25,2"</div><div>80 cm / 31,5"</div></div>	 <div><div>63 cm / 24,8"</div><div>93 cm / 36,6"</div></div>
	S-H-106x96	 <div><div>106 cm / 41,7"</div><div>75 cm / 29,5"</div></div> <div><div>44 cm / 17,3"</div><div>64 cm / 25,2"</div><div>80 cm / 31,5"</div></div>	 <div><div>63 cm / 24,8"</div><div>93 cm / 36,6"</div></div>
	S-H-93x106	 <div><div>93 cm / 36,6"</div><div>63 cm / 24,8"</div></div> <div><div>44 cm / 17,3"</div><div>64 cm / 25,2"</div><div>80 cm / 31,5"</div></div>	 <div><div>75 cm / 29,5"</div><div>106 cm / 41,7"</div></div>



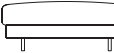


AXEL XL-S

Gijs Papavoine 2015

	S-T-93x68		<div>36 cm / 14,3"</div>	<div>93 cm / 36,6"</div> <div>68 cm / 26,8"</div>	
	S-T-93x68		<div>36 cm / 14,3"</div>	<div>93 cm / 36,6"</div> <div>68 cm / 26,8"</div>	Electrification USB-charger lighting
	S-T-93x93		<div>36 cm / 14,3"</div>	<div>93 cm / 36,6"</div> <div>93 cm / 36,6"</div>	
	S-T-93x93		<div>36 cm / 14,3"</div>	<div>93 cm / 36,6"</div> <div>93 cm / 36,6"</div>	Electrification USB-charger lighting
	S-T-106x93		<div>36 cm / 14,3"</div>	<div>106 cm / 41,7"</div> <div>93 cm / 36,6"</div>	
	S-T-106x93		<div>36 cm / 14,3"</div>	<div>106 cm / 41,7"</div> <div>93 cm / 36,6"</div>	Electrification USB-charger lighting

AXEL XL-S

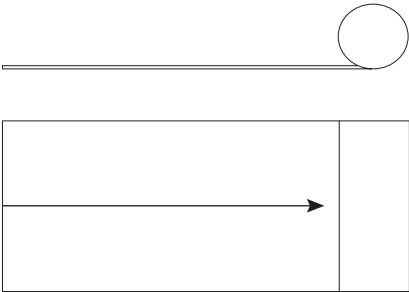
Gijs Papavoine 2015

	S-P-72x95	 44 cm / 1,73"	 72 cm / 28,3" 95 cm / 37,4"	
	S-P-95x95	 44 cm / 1,73"	 95 cm / 37,4"	
	S-P-95x108	 44 cm / 1,73"	 108 cm / 42,5" 95 cm / 37,4"	
		 50 cm / 41,7" ø 12 cm / 4,7"	 75 cm / 29,5" ø 12 cm / 4,7"	 100 cm / 39,4" ø 12 cm / 4,7"

AXEL XL-S

Gijs Papavoine 2015

STOFROL
FABRIC ROLL
STOFFROLLE



VOORBEELD AXEL XL-S
EXAMPLE AXEL XL-S
BEISPIEL AXEL XL-S

