



Product Specification Sheet

BuzziShade Square EU

— By Stal Collectief

A reinvented classic

Thanks to BuzziShade Square and BuzziShade Square Beam's sleek and architectural design language, both options perfectly suit all kinds of workspaces, should they be in an office, education center, hospitality space, or beyond. The acoustic lighting solution doubles as a sound-absorbing panel and can be paired with either a globe or spot iteration of BuzziSol Solo (BuzziShade Square Medium only) and BuzziSol Trio (BuzziShade Square Beam only). Or choose a retrofit option to match your ambience. BuzziShade Square can be outfitted in various BuzziFelt color combinations.



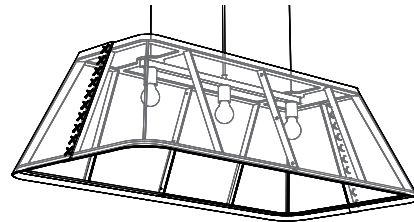
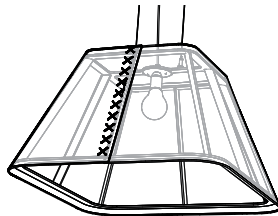
The Family

Models

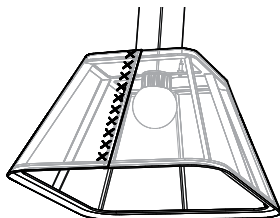
BuzziShade Square Medium

BuzziShade Square Beam

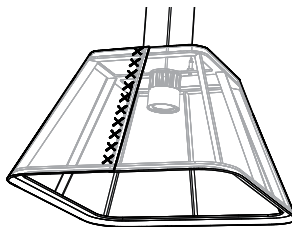
Retrofit E27
(bulb excluded)



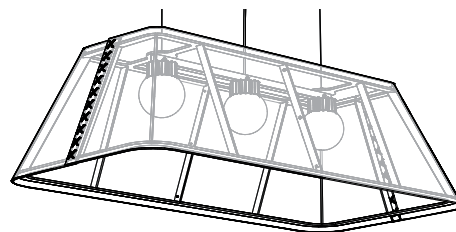
LED Solo Globe



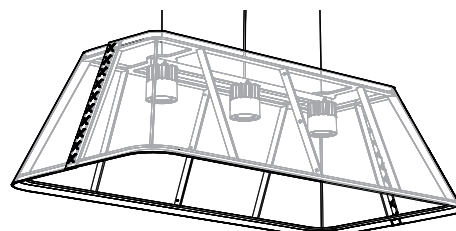
LED Solo Spot



LED Trio Globe



LED Trio Spot



Lighting Units

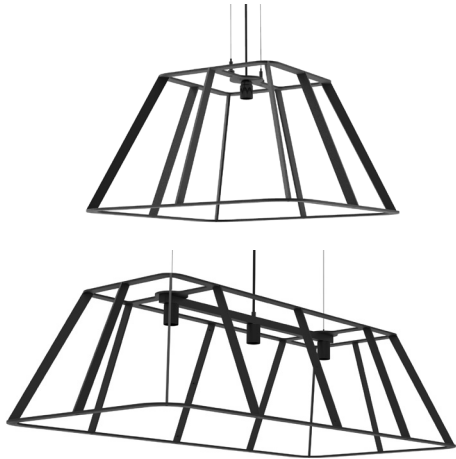
Required order information

1. Model
2. Light Option
3. Color Frame
4. BuzziFelt Color
5. Color Lace
6. Mounting Option

Lighting Data

Lighting Units

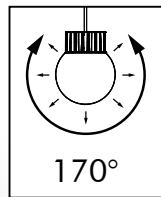

Retrofit Lighting unit



The BuzziShade Square Medium retrofit includes 1 x E27 fitting, (Max. 40W)
BuzziShade Square Beam retrofit includes 3 x E27 fittings. (Max. 60W)
Bulb excluded

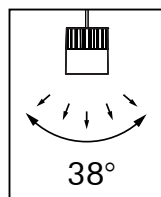
LED

Globe



The LED fixtures consists of 1 or 3 powder-coated black heatsinks with LED chip on board (COB) light source(s).
The product can be finished with a frosted glass globe diffuser which spreads the light in a large beam angle of 170°, enlighting the surroundings or a reflector spot adaptor directing the light with a beam angle of 38° downwards.

Spot



BuzziShade Square

Model: Medium

Lighting Options

Characteristics

Mounting

Lighting Unit	Voltage Input	Technical	Visual	Options
Retrofit Solo	220-240V	Wattage: Max. 40W	Color: Power Cable: Black Ceiling Canopy: Black	2 cables of 2 or 5 m Alu or Black

Lighting Options

Characteristics

Mounting

Lighting Unit	Voltage Input	Color Temperature	UGR (Diffuser type)	Dimming	Technical	Visual	Options
LED Solo	220-240V	2700K 3000K 4000K	23 (Globe)	1-10V DALI	Power consumption: 20W Light output: 1500 Lm Efficacy: 75 Lm/W CRI: > 90	Color: Power Cable: Black Ceiling Canopy: Black	2 cables of 2 or 5 m Alu or Black
			12 (Spot)	1-10V DALI	Power consumption: 20W Light output: 1500 Lm Efficacy: 75 Lm/W CRI: >w 90		

Model: Beam

Lighting Options

Characteristics

Mounting

Lighting Unit	Voltage Input	Technical	Visual	Options
Retrofit Trio	220 - 240V	Wattage: 3x Max. 60W	Color: Power Cable: Black Ceiling Canopy: Black	2 cables of 2 or 5 m Alu or Black

Lighting Options

Characteristics

Mounting

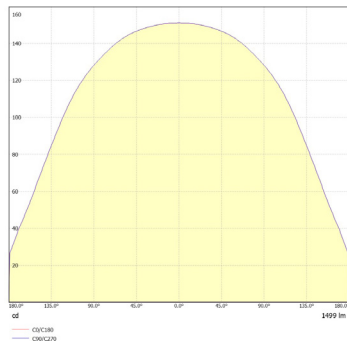
Lighting Unit	Voltage Input	Color Temperature	UGR (Diffuser type)	Dimming	Technical	Visual	Options
LED Trio	220 - 240V	2700K 3000K 4000K	23 (Globe)	1-10V DALI	Power consumption: 51W Light output: 3x1500 Lm Efficacy: 88 Lm/W CRI: > 90	Color: Power Cable: Black Ceiling Canopy: Black	2 cables of 2 or 5 m Alu or Black
			12 (Spot)	1-10V DALI	Power consumption: 51W Light output: 3x1500 Lm Efficacy: 88 Lm/W CRI: > 90		

CE CB

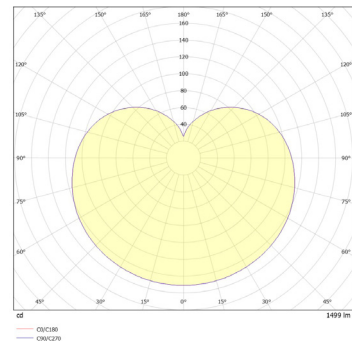
Photometric Data

BuzziShade Square Medium Solo LED

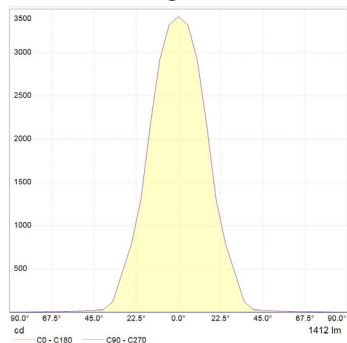
LED Solo Globe Cartesian diagram



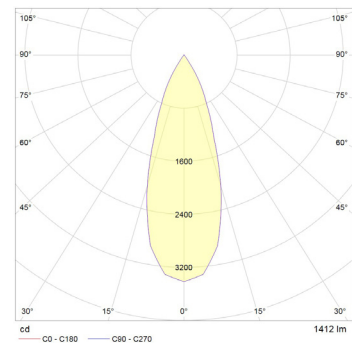
LED Solo Globe Polar curve



LED Solo Spot Cartesian diagram

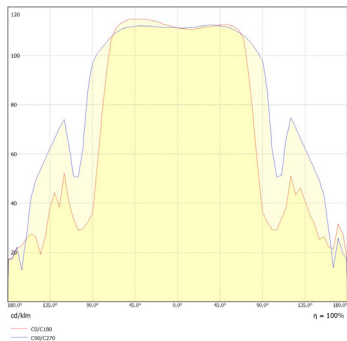


LED Solo Spot Polar curve

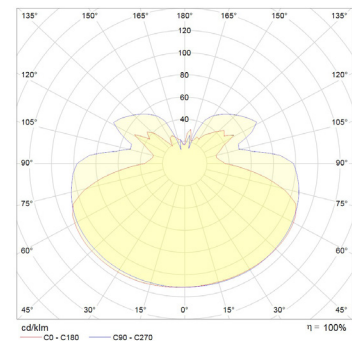


BuzziShade Square Beam Trio LED

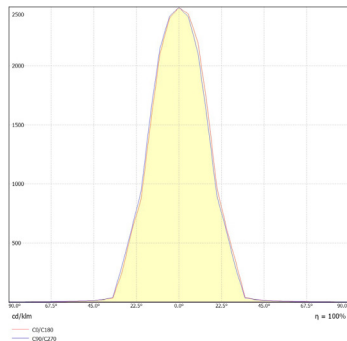
LED Trio Globe Cartesian diagram



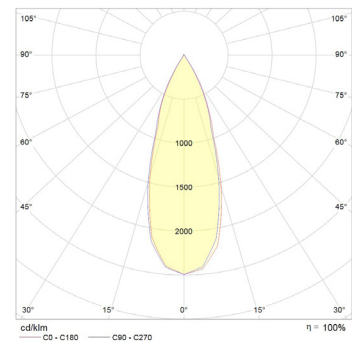
LED Trio Globe Polar curve



LED Trio Spot Cartesian diagram



LED Trio Spot Polar curve



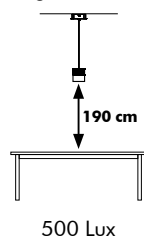
Tips and Tricks - Light Options

To enlight your workplace with optimal lux levels take following measurements into account:

BuzziShade Square Medium BuzziSol Solo

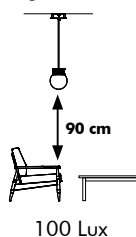
Solo Spot

Office,
Meeting room



Solo Globe

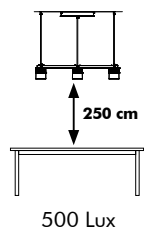
Office,
Meeting room



BuzziShade Square Beam BuzziSol Trio

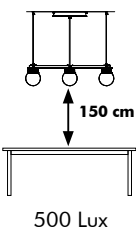
Trio Spot

Office,
Meeting room



Trio Globe

Office,
Meeting room

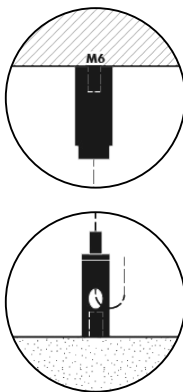
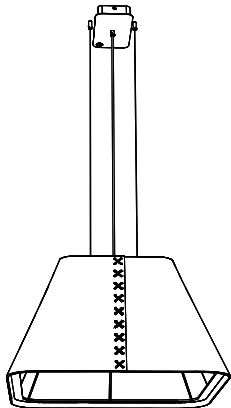


* According to EN12464

Product Data

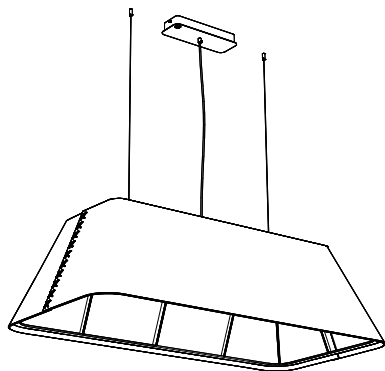
Fixing System

Fixing System Acoustic Panel



BuzziShade Square Medium is suspended on 2 cables of 2 or 5 m black or alu colored cables, with fixing system screw.

Fixing System Lighting



The light element of BuzziShade Square Beam is suspended independently from the acoustic panel with 2 cables of 2 or 5 m black or alu colored cables, with fixing system screw.

⚠ If installing on suspended ceiling, verify load capacity prior to installation.

Acoustic Panel



The acoustic panel consists of one layer of BuzziFelt with a lace in black, white or fluorescent orange.



Absorption



Diffusion



Mid tone

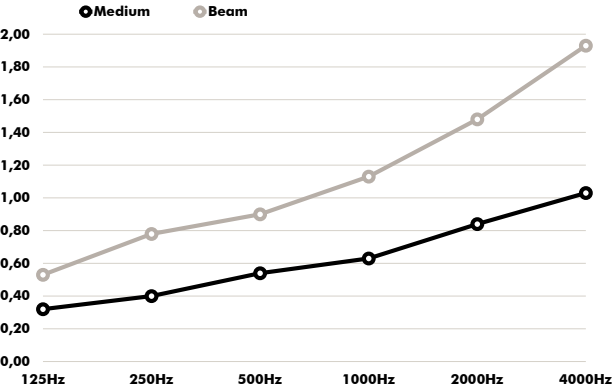


High tone

Acoustics

BuzziShade Square

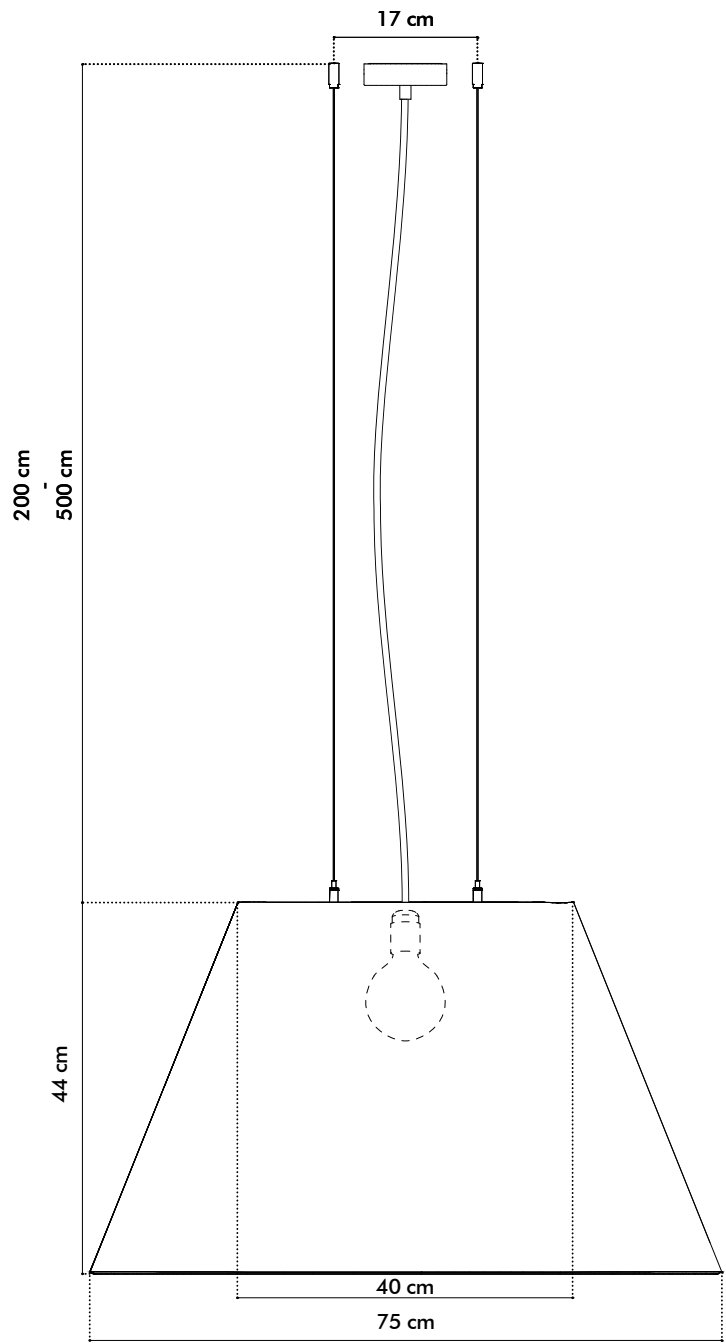
Equivalent sound absorption area in m² per object



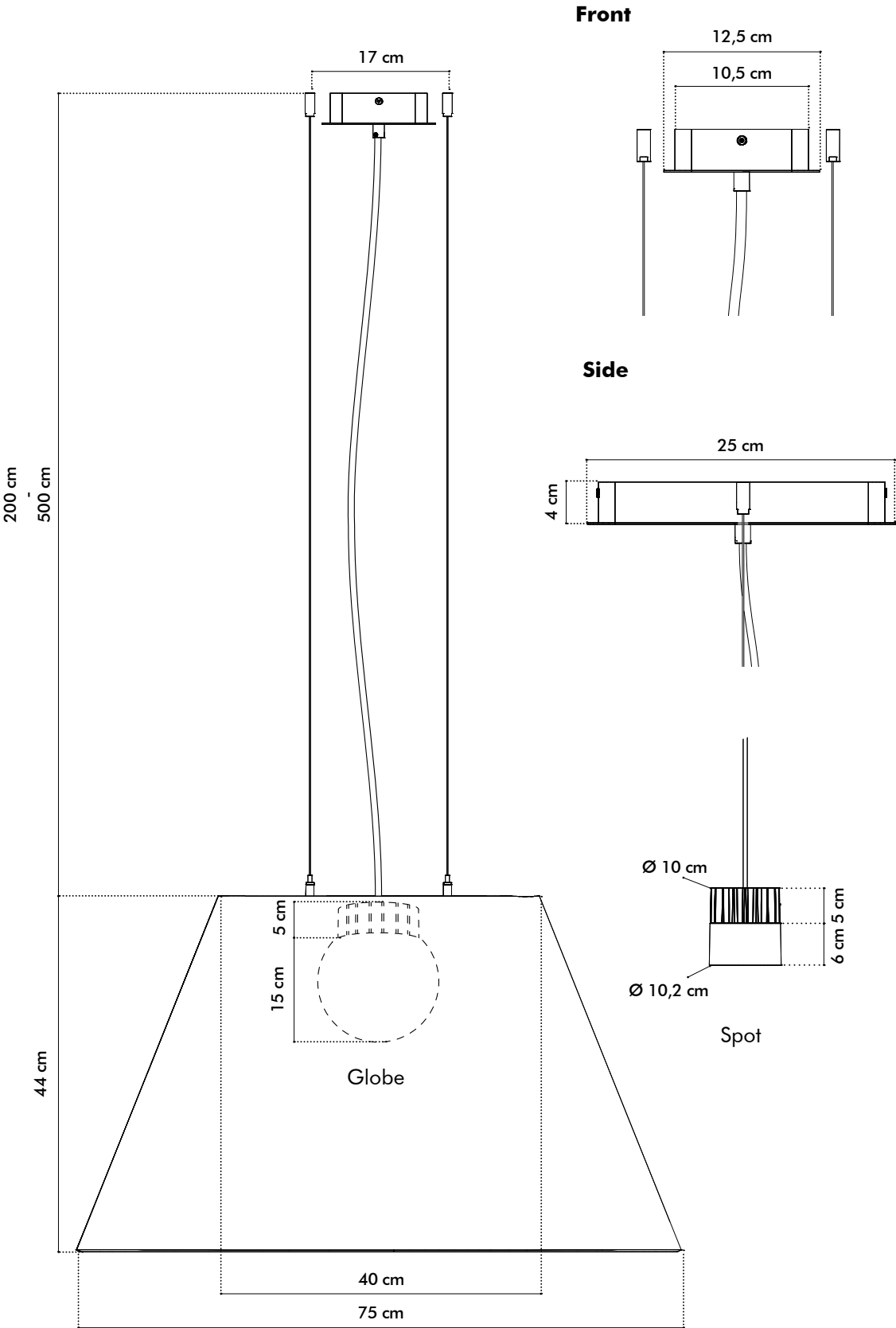
Hz	Aeq/m² Medium	Aeq/m² Beam
125	0,32	0,53
250	0,40	0,78
500	0,54	0,90
1000	0,63	1,13
2000	0,84	1,48
4000	1,03	1,93

Dimensions

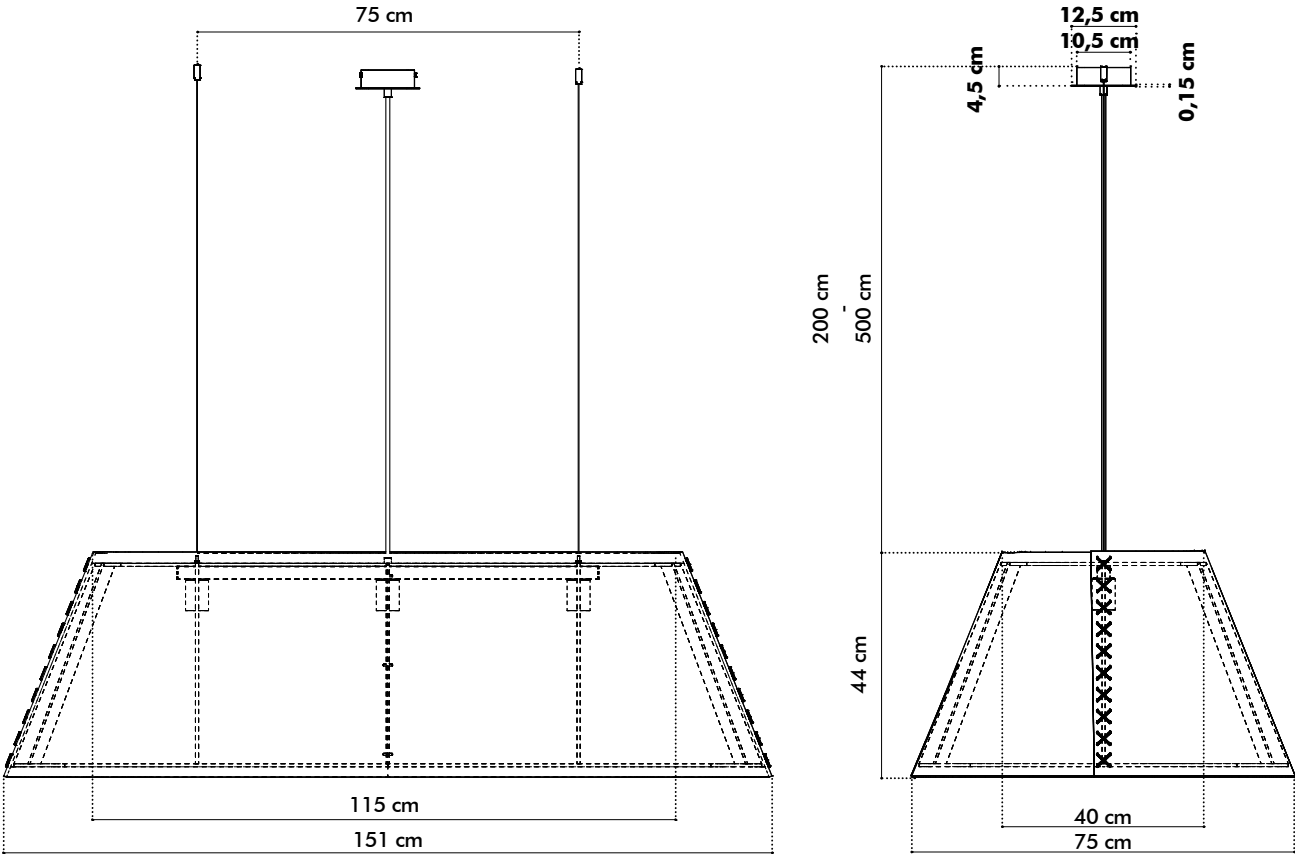
BuzziShade Square Medium Retrofit



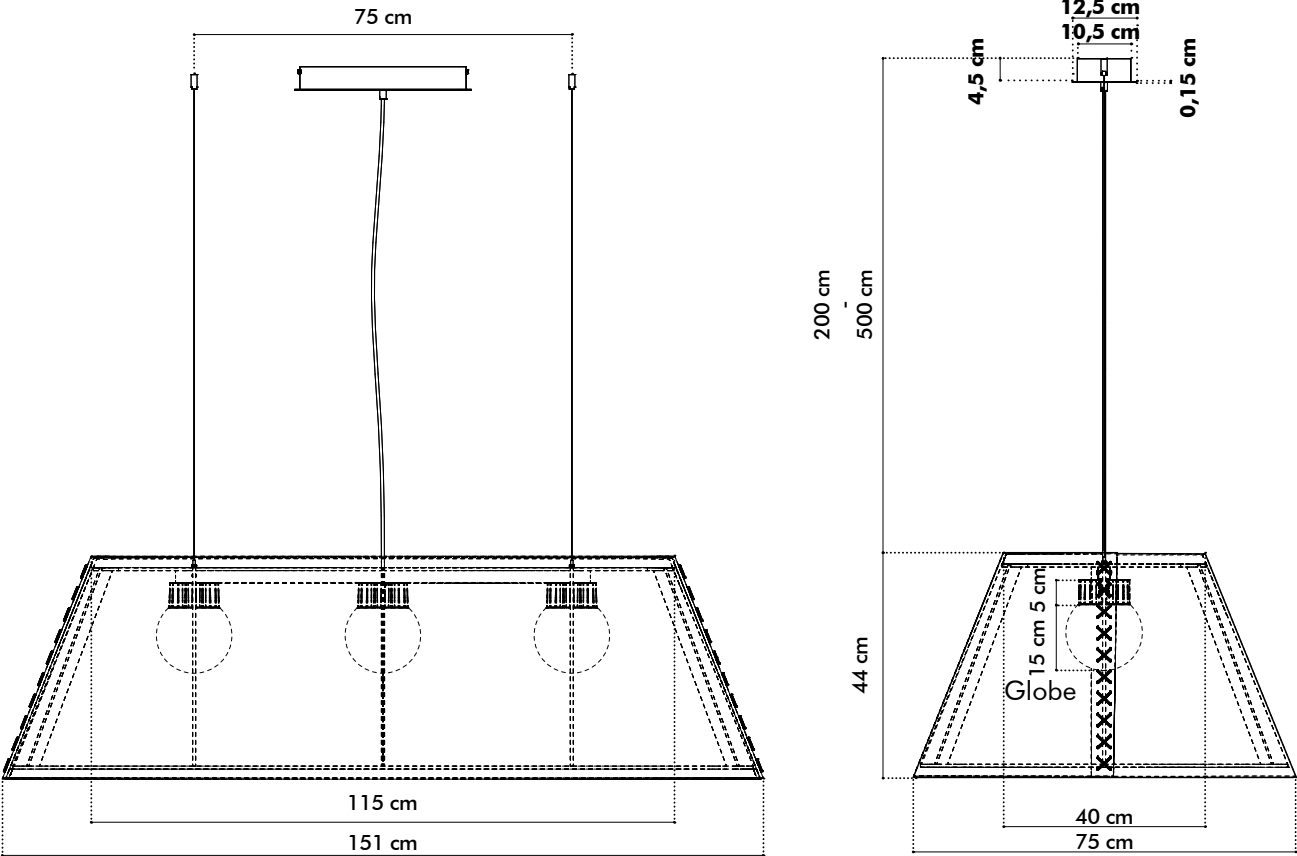
BuzziShade Square Medium LED Solo



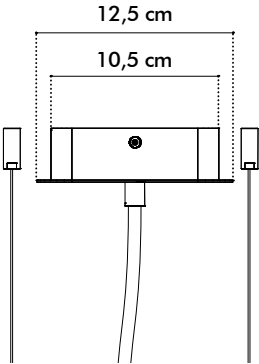
BuzziShade Square Beam Retrofit



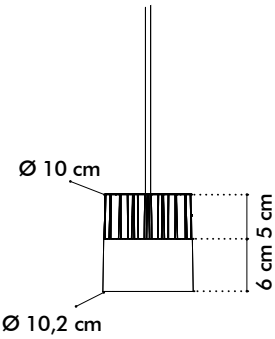
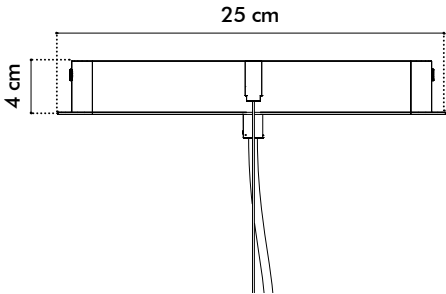
BuzziShade Square LED Beam Trio



Front



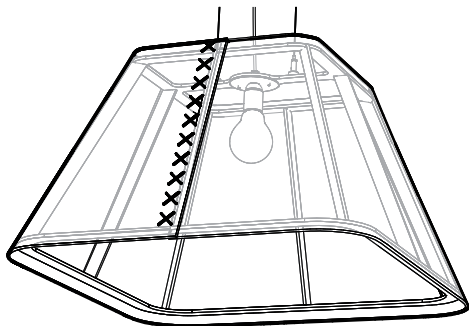
Side



Spot

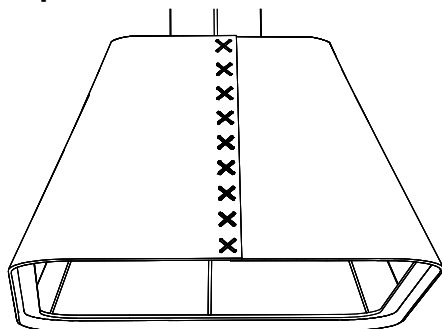
Weights

BuzziShade Square Medium Retrofit



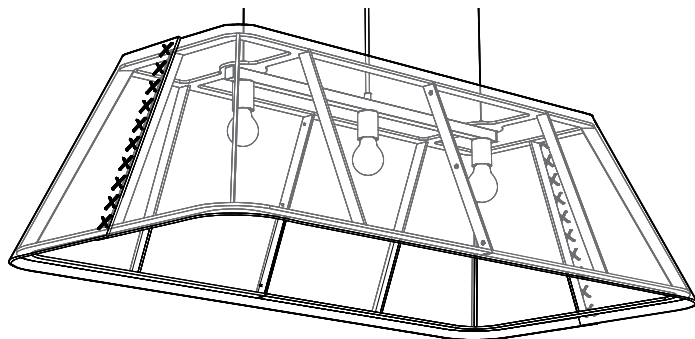
5 kg

BuzziShade Square Medium Solo LED



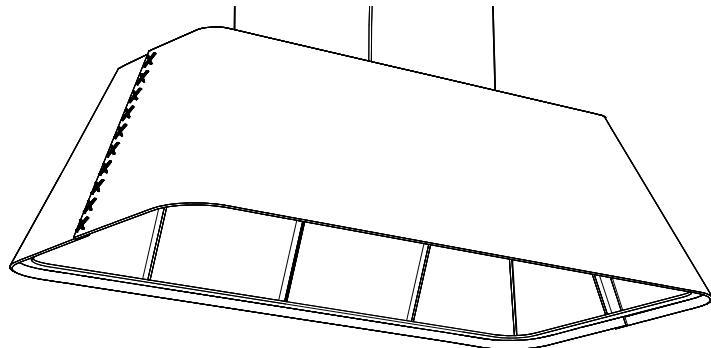
7 kg

BuzziShade Square Beam Retrofit



11 kg


BuzziShade Square Beam Trio LED



12,7 kg

Fabrics

Felt (12 colors)



Composition 100% Recycled P.E.T. Felt, latex backing

Weight 1.000 g/m2 | 29.49 oz/yd2

Abrasion resistance >7.000 Martindale

Flammability EU: EN 13501.1 + A1/2009 Class B-s1,d0
USA: ASTM E84 Class A certified

Fastness to light USA 5

