



Technical specifications

Model	Cron · Serie 20 · Respaldo medio		Cron · Serie 20 · Respaldo alto	
Backrest	75-80kg/m3 density flexible PU foam injection molded on an internal metal structure made of Ø 16 x 1.5 mm thick steel tube. In some upholstery incorporates hot sealed markings on both surfaces of the back, which provides uniqueness and a new design			
Backrest model	Medium backrest	Medium backrest	High backrest	High backrest with injected foam Headrest, upholstered in different finishes
Headrest				Headrest injected foam, upholstered in different finishes
Arms	Fixed die-cast aluminum arms with black polypropylene armrests with a comfortable feel			
Seat	Injected with flexible PU foam of 60-65kg/m3 density. Polypropylene shell with glass fiber (PP + 20% F.V.) injected in black finish, covered with injected foam and upholstered in easy-clean fabric.			
ACS System	ACS (Air Comfort System) technology that promotes adaptive compression and decompression of the foam.			
Trasla System	Horizontal seat displacement in 7 positions. Total displacement: 6 cm. Displacement of each position: 1 cm.			
Gas lift		Seat + backrest lifting by means of gas pump. Elevation range: from 44 to 54 cm.		
Mechanism	Self-return system 360 degree in both directions, returns the seat automatically to the original position when vacated.	Synchro mechanism Synchro mechanism, it adapts automatically to the user weight. 4 back tilt positions offering tilt angles from 10° at the up-right blocked position up to 30°at the maximum angle.		
Bases	Steel cylinder tube Ø 50 mm and 1,5 mm thickness,in different finishes. Base Ø 68,5 cm, with 4 cross supports, made of aluminized in different finishes.	5-spoke base in injected aluminum or polyamide with glass fiber. Finished: White aluminum, black aluminum, aluminized aluminum and polished aluminum.		
Supports	The support arms have antiskid pad.	Silent Ø6 cm castors with Teflon treads. Optional: Self-braking hollow wheel, self-braking, anti-static and polypropylene plugs.		
Dimensions	Overall dimensions: Height: 90 cm Width: 67,5 cm Depth: 67,5 cm Seat dimensions: Height: 53 cm Width: 52 cm Depth: 56 cm	Overall dimensions: Height: 90 a 98 cm Width: 68,5 cm Depth: 68,5 cm Seat dimensions: Height: 43 a 53 cm Width: 52 cm Depth: 56 cm	Overall dimensions: Height: 104,5 a 114,5 cm Width: 68,5 cm Depth: 68,5 cm Seat dimensions: Height: 44 a 54 cm Width: 45,5 cm Depth: 56,5 cm	Overall dimensions: Height: 126 a 136 cm Width: 68,5 cm Depth: 68,5 cm Seat dimensions: Height: 44 a 54 cm Width: 45,5 cm Depth: 56,5 cm

Functionalities

Types of mechanism

Synchro mechanism with limiter and gas lift

1

Seat height
The seat height adjustment is made by means of a gas pump. The mechanism is operated by pushing up the handle located on the right side, in the sitting position, under the seat.

2

Synchro self-weighting mechanism
CRON includes 4 back tilt positions offering tilt angles from 10° at the up-right blocked position up to 30° at the maximum angle, to adjust and select the tilt angle of the back just turn the end of the knob underneath of the seat. In order to adjust and customize the tension to special user requirement there is a knob underneath of the seat

Self-return system

The self-return swivels 360
Swivels 360 degree in both directions, returns the seat automatically to the original position when vacated. The direction of the chair are always the same when vacated.

Included functionalities

Airflow confort system
The seat has been designed with air chambers to improve comfort, flexibility and pressure distribution for any user. Covered with flexible PR injected foam of 55-60 kg/m3 density.

Seat travel (TRASLA)
The horizontal displacement of the seat allows adjusting the distance of the seat from the backrest, so that it adapts to users of different anthropometric characteristics. **The seat can be locked in 7 positions.** The auto return system moves the seat to the initial position without exerting pressure on the seat.

Optional functionalities

Headboard / Upholstered back
Cron model can be complemented with a headrest made of flexible foam 75-80kg/m3, upholstered in different finishes.

Fixed arms / White

Fixed arms / Black

Fixed arms / Polished

Castors and caps

Standard castors

All chairs include as standard soft castors with silent teflon tread which allows an easy and light movement of the chair in black finish. Diameter 6 cm.

Auto-brake castors

This system provides security according to standard EN 12529 as it avoids accidental movement of the chair. While sat on the chair, it moves easily.

Antistatic castors

Electrostatic dissipative castors that are designed to allow static electricity to flow through the tread and dissipate safely into the ground.

Caps

Black Polypropylene (PP) caps with antiskid rubber.

Optional safety castors, with self-braking system, which prevent the chair from unintentionally rolling away. Available in different finishes. The safety brake according to standard EN 12529 for office chairs requires that when the chair is unloaded, i.e. before the user sits down, the castors are slightly braked and do not give the chair the possibility of sliding when the user sits down. It includes an easy system to reduce and/or deactivate the braking force, and is mainly considered as an aesthetic option.

Finishes available

Structure

Aluminum

White

Black

Polished



Series 20 · Upholstered back and seat · Class series with a border

Leather GP · Babel

GP10



Series 20 · Upholstered back and seat · Sport series with double stitching

Fabric AE · Era

AE69

AE62

AE44

AE37

AE92

AE84

AE82

AE21

AE16

AE14

AE08

Fabric AI · Radio

AI66

AI53

AI58

AI44

AI42

AI90

AI89

AI25

AI23

AI13

AI08

Fabric BV · Valencia

BV19

BV18

BV13

BV12

BV15

BV11

BV21

BV20

BV17

BV10

Fabric FA · Synergy

FA16

FA13

FA18

FA25

FA27

FA11

FA17

FA20

FA22

Leather GP · Babel

GP10

Fabric AC · Chili

AC69

AC65

AC61

AC54

AC58

AC36

AC82

AC89

AC21

AC16

AC11

AC08

Fabric FR · Remix 3

FR66

FR69

FR65

FR47

FR82

FR84

FR93

FR26

FR21

FR20

FR14

FR11



Series 20 · Upholstered back and seat · Sport series with double stitching and hot sealed markings

Fabric AO · Tonal

AO62

AO59

AO34

AO90

AO16

AO08

Fabric AD · Felicity

AD18

AD13

AD16

AD14

AD11

AD21

AD22

AD15

AD12

Fabric CM · Step & Step Melange

CM62

CM76

CM46

CM58

CM91

CM77

CM93

CM92

CM90

CM16

CM12

CM19

CM63

CM17

CM49

CM10

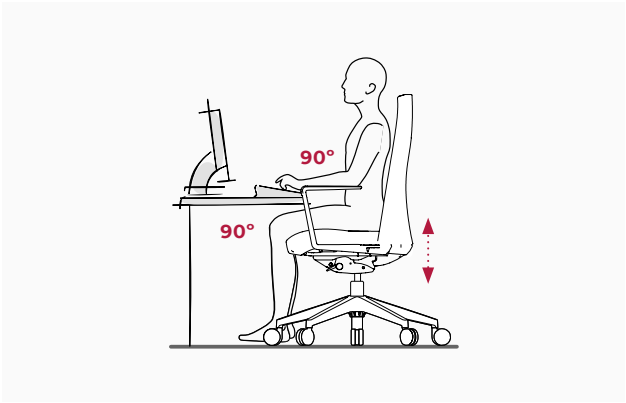
CM89

CM20

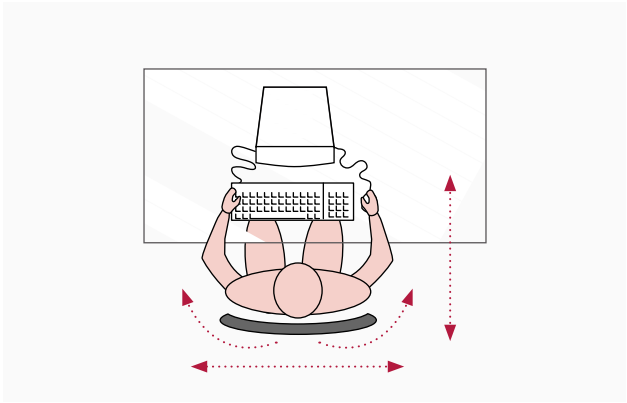
CM14

CM22

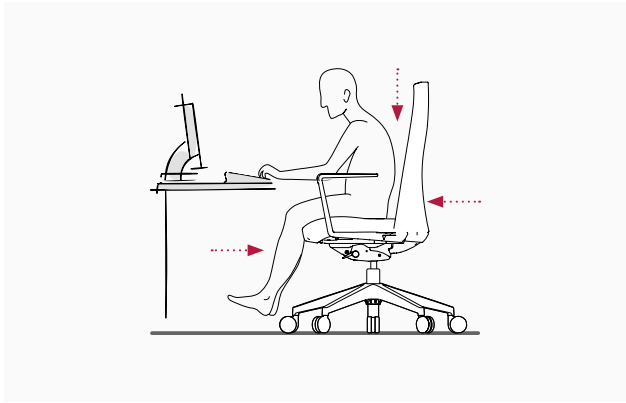
Ergonomics



Seat height
The forearms should be parallel to the work surface, forming a right angle with the arm. With both feet flat on the floor, the knees should form an angle with the arm.



Dynamic work
Handling and exchange of documentation, communication, handling of peripherals. Select positions 2, 3 or 4 of the backrest movement regulator..



Incorrect positions
A low position with respect to the table causes cervical overloads. Incorrect support on the backrest causes lumbar discomfort and excessively stretched or bent legs cause joint overloads.

Packs, weights & volumes

Model	Packs	Weights	Volumes
Cron · Medium backrest	↓	↓	↓
Polyamide base	-	-	-
Aluminum base	-	-	-
Cron · Medium backrest	↓	↓	↓
Polyamide base	-	-	-
Aluminum base	-	-	-

Ecodesign

6

Recycled materials	40,34%
Production	100%
Transportation	100%
Use	Very easy
Disposal	80,88%

Recycled materials: Maximum use of materials to eliminate waste and minimize residues. Use of recyclable materials and recycled materials in components that do not affect functionality and durability. **Production:** Maximum optimization of energy use. Minimum environmental impact. State-of-the-art technological systems. Zero wastewater discharge. VOC-free coatings. Processes free of heavy metals, phosphates, OC and COD. **Transport:** Dismountable systems. Volumes that facilitate space optimization. Maximum reduction of energy consumption for transport. **Use:** Quality and guarantee. Long useful life. Possibility of substitution and replacement of elements. **Disposal:** Waste reduction. Reuse system of supplier-manufacturer packaging. Easy separation of components. Solvent-free water-based printing inks on packaging.

Regulations & EPD

Cron has passed the tests carried out in our laboratory and the tests performed at the Instituto Tecnológico del Mueble (AIDIMA) corresponding to the standards:

Regulations	Description
UNE-EN 1335-1:2021+A1:2023	Office furniture. Office work chair. Part 1: Dimensions. Determination of dimensions.
UNE-EN 1335-2:2019	Office furniture. Office chair. Part 2: Safety requirements.

Certificates

The different programs allow points to be obtained in different environmental categories, referring to sustainable plots, materials and resources, efficiency in water, energy and atmosphere, indoor environmental quality, and innovation and design, which are applied to a building in order to obtain LEED certification.

