



HEAD OFFICE & FACTORY

Merryfair Chair System Sdn Bhd
(Co. No. 86276-A)
No. 2, Jalan Koporat 1/KU9,
Taman Perindustrian Meru,
42200 Klang, Selangor D.E., Malaysia.

International Sales & Marketing

Tel: +603 3393 2888
Fax: +603 3393 2000
export@merryfair.com

Domestic Sales & Marketing

Tel: +603 3393 6868
Fax: +603 3393 6888
domestic@merryfair.com

SHOWROOM OFFICE

Merryfair Marketing Sdn Bhd
(Co. No. 665054-V)
No. 82-84, Jalan 2/23A,
Jalan Genting Kelang,
53300 Kuala Lumpur, Malaysia.
Tel: +603 4149 8899
Fax: +603 4143 0113



ISO 9001
Certified Company



www.merryfair.com

REGIONAL OFFICE & SHOWROOM

美力菲(中国)家具有限公司
广东省佛山市顺德区大良南国西路安利工业区
Merryfair (China) Co.,Ltd
Anli Industrial Area, Nan Guo Xi Lu,
Daliang, Shunde Area, Foshan City,
Guangdong Province, China 528305.
Tel : +86 757 2636 9861
Fax : +86 757 2881 9700
domestic@merryfair.com.cn

Merryfair (Singapore) Pte Ltd

33 Ubi Avenue 3, #01-52/53 Vertex,
Singapore 408868.
Tel : +65 6284 9098
Fax : +65 6284 9028
enquiry@merryfair.com.sg

Merryfair (Thailand) Co., Ltd

Regent House Building
Ground Floor, 183 Ratchadamri Road,
Lumpini, Pathumwan,
Bangkok 10330, Thailand.
Tel : +66 2255 8388
Fax : +66 2255 8368
sales@merryfair.co.th

PT. Merryfair (Indonesia)

Jalan Indo Karya Blok D No.4,
Sunter, Jakarta 14350, Indonesia.
Tel : +62 21 650 8813
Fax : +62 21 650 8814
info@merryfair.co.id

SEATING EXCELLENCE AT WORK



Esie

The ability to mix & match different components allow ESIE to meet various office seating requirements.



Cool back with styling loop armrest.
Model 367 SH A15 N3




Soft back with adjustable armrest.
Model 367 KT A4S N3



Cool back Visitor Chair.
Model 361 NA A05 B

Specifications

The Esie mesh chair adjusts to people easily and equitably. And with its clean slender look, it has an understated elegance that sets it apart as a true original.



Back Frame

Black Nylon fibre back frame provide flexs comfortably as you lean back.

Backrest

A breathable polyester mesh suspension allows improved ventilation, to provide exceptional thermal comfort.

Lumbar Support

Stretchable lumbar support can be freely fit to your spinal curve.

Armrest

4-way armrest adjusts for 10cm in height, 6cm in depth can swivel into 3 angular positions and 5cm in width.

Base

Studio base allows extra clearance for your feet movement. This standard base is moulded of polypropylene in black colour.



Soft-Back

Cushion on backrest creating more comfort touch on our back.

Seat

The 3-D contour of the seat cushion provide a comfort seat during working.

Chair Mechanism

Advanced Swivel-tilt mechanism provide Tilt tension control, multi-position Tilt lock, and pneumatic seat height control.

Basic Swivel-tilt chair employ a Spring-Head mechanism with 2-position Tilt Lock and pneumatic seat height control.



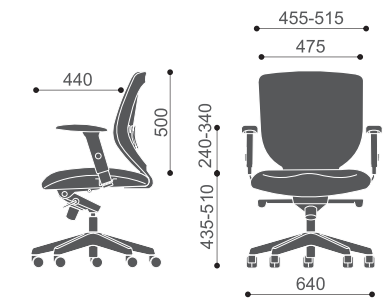
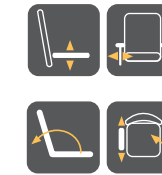
Esie

Model

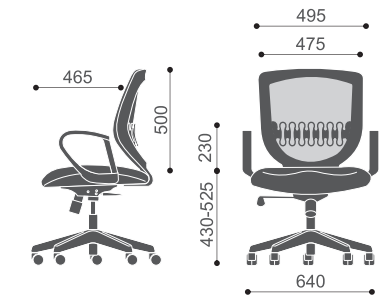
Standard Features

Dimensions(mm)

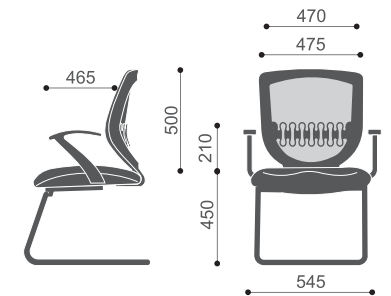
Soft-back with
Adjustable armrests
367 KT A4S N3



Cool-back with
Styling Loop armrests
367 SH A15 N3



Cool-Back Visitor
361 NA A05 B



Esie: specification

Armrest

Mechanism

Base



Loop Armrest **A15**



Adjustable Armrest **A4S**



Spring head mechanism **SH**



Knee Tilt mechanism **KT**



320 Studio base **N3**



Cantilever base (Black) **B**



Styling Armrest **A05**



Pneumatic Seat Height Adjustment



Knee Tilt Mechanism



Spring Head Mechanism



Height-Width Adjustable Armrest



Depth-Angle Adjustable Armpad
2-way adjustable armpad.