

# Grace

# B&T



Grace

Chair

Indoor



## GRACE

Introducing Grace, an embodiment of elegance and sophistication with its minimalist design, bringing value to all spaces. Grace is distinguished by its flawless craftsmanship, customizable design elements, and spacious plush seating that prioritizes comfort!

Grace

Chair

Indoor







With its simple yet timeless design, Grace effortlessly adapts to any environment. Its tall, broad backrest and generously cushioned seat are at the heart of delivering a luxurious seating experience.

**Grace**

Chair

Indoor



Designer

B&T Design Studio - 2023

Grace

Chair

Indoor







**Grace**

Chair

Indoor





The seamless combination of natural wood veneer and a choice between two distinct outer shell options, upholstery or leather, signifies its meticulous craftsmanship and attention to detail.



Grace offers three different leg options: stationary and wheeled coated with static paint over an aluminum injection-molded base, and a solid wood base.





Grace

Chair

Indoor




# Finish Options


A rich range of material choices is provided for Grace series to create the best match within interior style.

## Aluminium Finishes


### Electrostatic Powder Coating




White  
RAL 9016




Silk Grey  
RAL 7044




Precious Sand




Taupe  
G 876




Nordic Lichen




Green Grey  
RAL 7009




Cement Grey  
RAL 7033




Beige Red  
RAL 3012




Terracotta  
RAL 8004




Pale Brown  
RAL 8025




Black Red  
RAL 3007




Grey  
G 458




Anthracite  
RAL 7016




Black  
RAL 9005



Bronze



Gold



Polished Aluminium  
(Only for Premium Base)

## Wood Finishes



White  
RAL 110-1  
(Ash)



Natural  
(Ash)




Silk Grey  
RAL 7044  
(Ash)




Taupe  
G 876  
(Ash)




Smoke Grey  
(Ash)




Cement Grey  
RAL 7033  
(Ash)




Green Grey  
RAL 7009  
(Ash)



Nordic Lichen  
(Ash)



Beige Red  
RAL 3012  
(Ash)



Terracotta  
RAL 8004  
(Ash)



Precious Sand  
(Ash)



Light Brown  
(Ash)




Pale Brown  
RAL 8025  
(Ash)




Dark Brown  
(Ash)




Black Red  
RAL 3007  
(Ash)




Walnut  
(Ash)



Grey  
G 458  
(Ash)



Anthracite  
RAL 7016  
(Ash)



Black  
RAL 9005  
(Ash)

## Upholstery

Fabric, Leather, Artifical Leather.  
COM and COL options are also available

textile fabric yardage (mt)	Full	1,75
	Inside Outside	1,25 0,75
real leather square meter (m²)	Full	2,63
	Inside Outside	1,88 1,12

More options are downloable in the catalogues

MATERIAL CATALOGUE

↓

FABRIC & LEATHER CATALOGUE

↓





**Grace**

Chair

Indoor





Grace's minimalist and timeless style makes it a versatile choice for various settings such as offices, waiting rooms, hotels, and, particularly in its wooden leg version, dining establishments like restaurants and cafes, where it contributes to the overall aesthetics of the space.





**Grace**

Chair

Indoor



Models of Product

Wood  
UB - PB



Premium S  
UB - PB



Office Premium S-GL  
UB - PB



UB: Upholstered Back - PB: Plywood Back

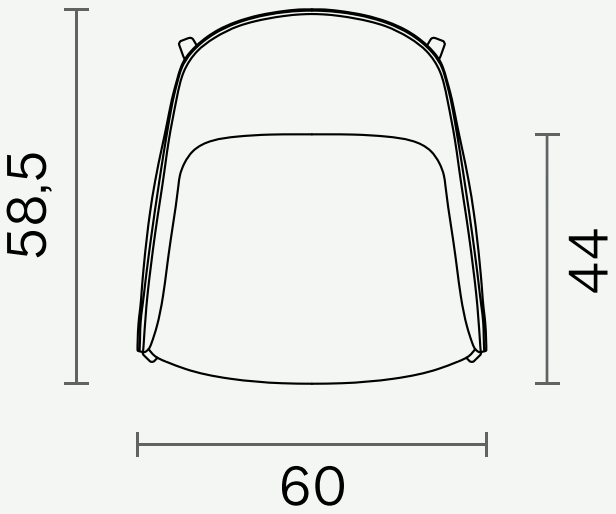
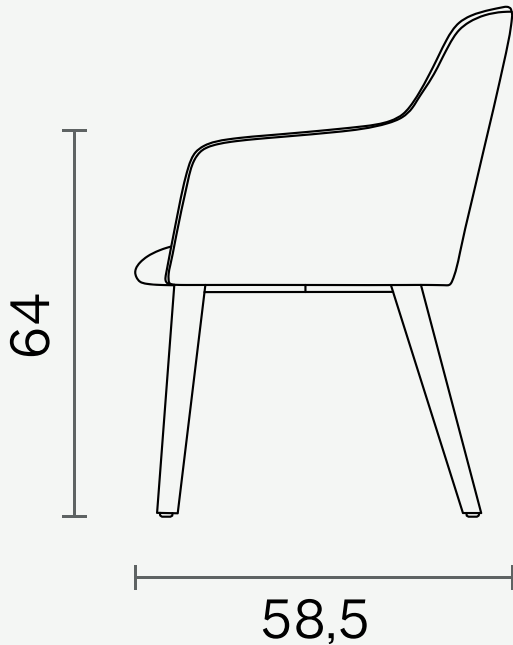
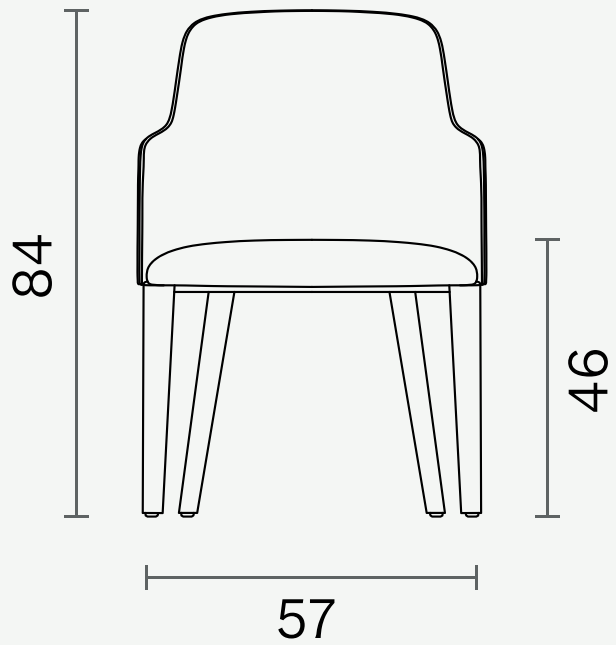
Grace

Chair

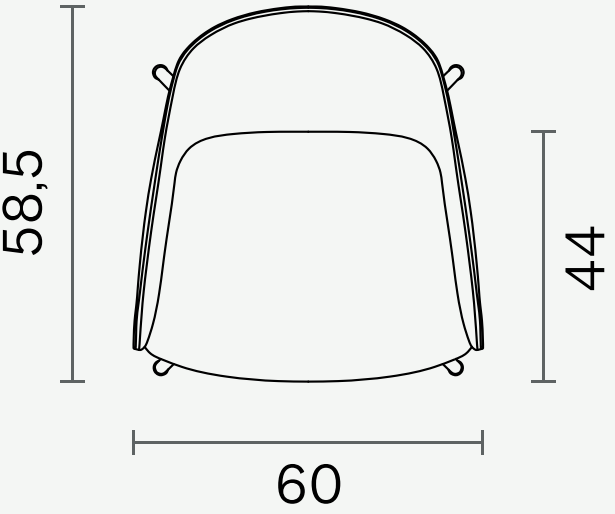
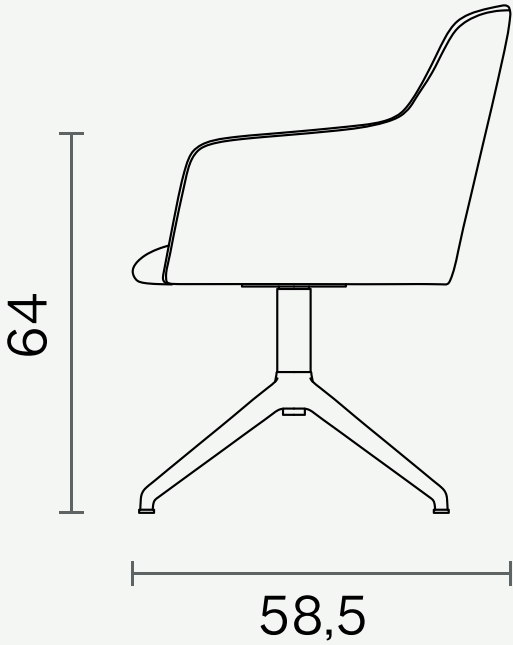
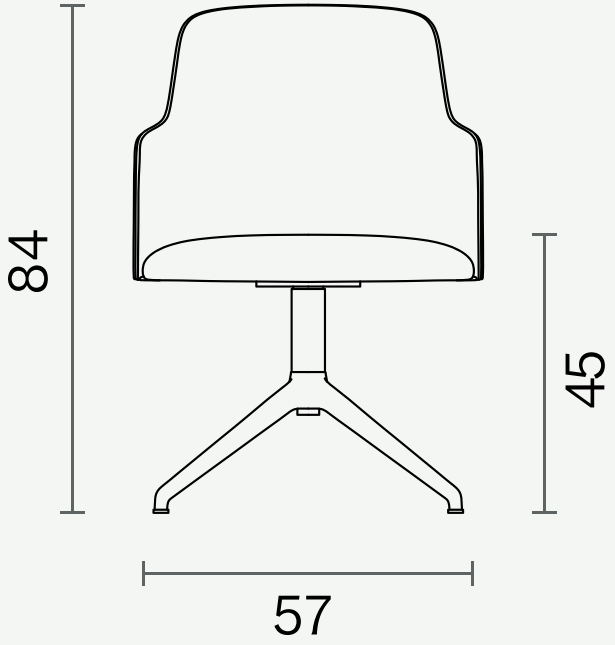
Indoor



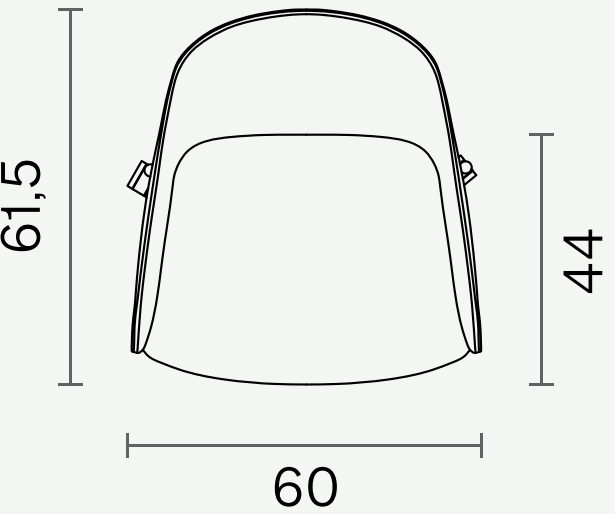
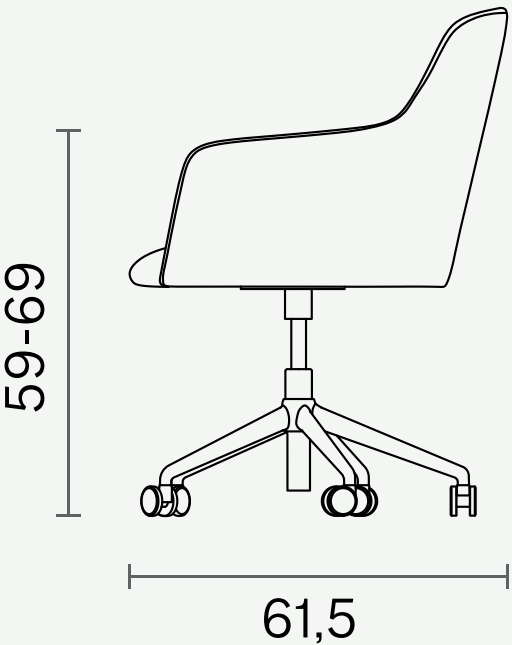
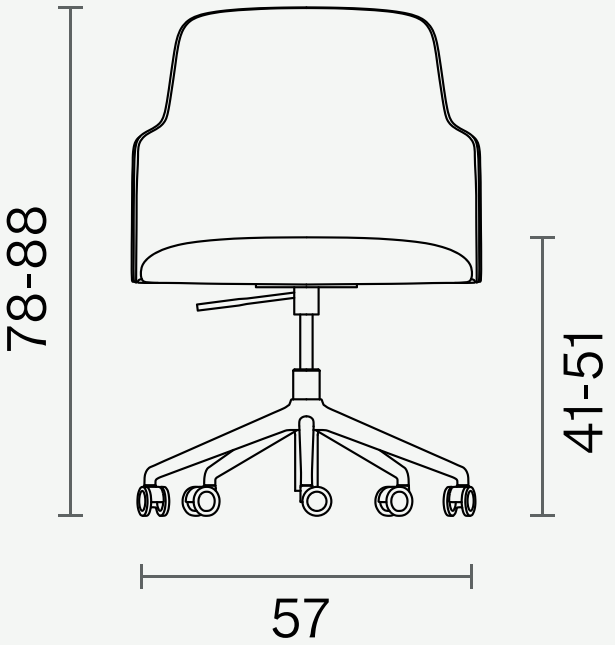
**Wood**  
Plywood Back-Upholstered Back



**Premium Swivel**  
Plywood Back-Upholstered Back



**Office Premium S-GL**  
Plywood Back-Upholstered Back







Grace

Chair

Indoor



Downloads

2D & 3D FILES



PRODUCT IMAGES



CERTIFICATES



You can run this product  
with following system:



Grace

Chair

Indoor





Technical Specifications

	Package Dimensions (cm) Quantity in Box: 1	Volume (m³)	Weight (kg)	Base	Seat / Back
Wood (UB)	62x59x86	0,32	13	Solid Ashwood Solid Beechwood + Polish	15mm Plywood + HR Foam
Wood (PB)	62x59x86	0,32	13		
Premium S (UB)	62x59x86	0,32	14	Aluminum Injection + Electrostatic Powder Coated	
Premium S (PB)	62x59x86	0,32	14		
Office Premium S-GL (UB)	62x59x86	0,32	14	Metal Profile + Electrostatic Powder Coated	
Office Premium S-GL (PB)	62x59x86	0,32	14		

CARE AND MAINTENANCE

↓

Care and maintenance instructions & warranty certificate **click and download**

Grace

Chair

Indoor





Grace

Chair

Indoor





[www.bt.design](http://www.bt.design)

## Showroom

**Istanbul**  
[istanbul@bt.design](mailto:istanbul@bt.design)

**Ankara**  
[ankara@bt.design](mailto:ankara@bt.design)

**Londra**  
[london@bt.design](mailto:london@bt.design)

## Factory

**Istanbul**  
[fabrika@bt.design](mailto:fabrika@bt.design)

**Bulgaria**  
[europa@bt.design](mailto:europa@bt.design)

## Export

[export@bt.design](mailto:export@bt.design)