

# Mobility

by Actiu

Mobility, the elevating table that takes care of your health while you work. Working while standing for several hours of the working day not only has a positive impact on health and well-being, but also improves concentration and productivity.

Mobility is the workspace solution that guarantees success. Supporting multiple cultures and work styles. The height of each table can be adjusted independently.

Technical data	
Table program	3
Features & functionalities	4
Finishes available	9
Optional complements	9
Ecodesign	11
Regulations & EPD	11
Certificates	11

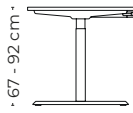


Program of tables



Mobility Step Handy · Desks with hand crank lift system elevation

Straight desks · Width 80 cm · Levelers



TF

QF

RF

120 cm

80 cm

MB3A011280F

140 cm

80 cm

MB3A011480F

160 cm

80 cm

MB3A011680F

Straight desks · Width 80 cm · Castors

TF

QF

RF

120 cm

80 cm

MB3A011280F

140 cm

80 cm

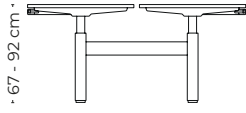
MB3A011480F

160 cm

80 cm

MB3A011680F

Twin desks · Width 164 cm · Levelers



TF

QF

RF

120 cm

164 cm

MB3A041216F

140 cm

164 cm

MB3A041416F

160 cm

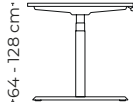
164 cm

MB3A041616F



Mobility Step Electra · Desks with electric elevation

Straight desks · Width 80 cm · Levelers



TF

QF

RF

120 cm

80 cm

MB3A011280I

140 cm

80 cm

MB3A011480I

160 cm

80 cm

MB3A011680I

180 cm

80 cm

MB3A011880I

Executive desks · Width 100 cm · Levelers

TF

QF

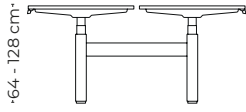
RF

200 cm

100 cm

MB3F012010I

Twin desks · Width 164 cm · Levelers



TF

QF

RF

120 cm

164 cm

MB3A041216I

140 cm

164 cm

MB3A041416I

160 cm

164 cm

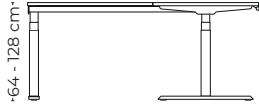
MB3A041616I

180 cm

164 cm

MB3A041816I

Straight desks and executive desks with auxiliary return · Width 80 cm and 100 cm · Levelers



TF

QF

RF

160 cm

80 cm

176 cm

96 cm

60 cm

REVERSIBLE

MB3D081617I

160 cm

80 cm

200 cm

120 cm

60 cm

REVERSIBLE

MB3D081620I

180 cm

80 cm

176 cm

96 cm

60 cm

REVERSIBLE

MB3D081817I

180 cm

80 cm

200 cm

120 cm

60 cm

REVERSIBLE

MB3D081820I

200 cm

100 cm

196 cm

96 cm

60 cm

REVERSIBLE

MB3F082019I

200 cm

100 cm

220 cm

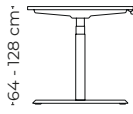
120 cm

60 cm

REVERSIBLE

MB3F082022I

Meeting tables · Width 100 cm · Levelers



QC

RC

200 cm

100 cm

MB3G012010I

Technical Profile

Mobility scheme

TYPE	RANGE	STREAMS
Mobility Step · Hand crank elevation	<b>Levelers:</b> Height: 67 / 92 cm. <b>Castors:</b> Height: 73 / 98 cm	2 stages
Mobility Step · Electronic elevation	<b>Levelers:</b> Height: 64 / 128 cm (EN 527-1:2011)	3 stages

Type of leg / support



Foot with levelers 720 x 78 mm  
For single desks, meeting and management tables



Foot with 720 x 78 mm Castors  
For single desks



80 x 80 mm leveling leg  
For twin desks

Mobility Step Handy · Individual desks with hand crank lift system elevation



- 1
- MFC Top available with straight edge. Straight corners with leveling model. Rounded corners with castors model.
- 2
- Metal legs made of steel tube 70 x 70 mm and 1.5 mm thick. Available in white finish.
- 3
- Single:** Aluminum injection foot. Dimensions 720 x 78 mm.
- 4
- Height adjustment:** From 67 to 92 cm with levelers and 73 to 98 cm with castors.
- 5
- Levelers of injected PP in black color. Black castors of 65 mm diameter. 2 with brake and 2 without brake.
- 6
- Desktop screens and accessories:** Vertical desktop screens, CPU´s, desktop screens and modesty panels.
- 7
- Optional electrification:** 1 mm thick steel sheet electrification channel (white finish) and access to wiring. **(Optional)**

Graphic description of details & customization · Mobility Step Handy / Individual desks with hand crank lift system elevation



Straight corners



Rounded corners



720 x 78 mm cantilever



2 stages: Levelers & Castors



Wiring access

Optional for projects



**TOP WITH BEVELED EDGE**  
For projects that require table surfaces with beveled edges, please contact our sales department.



Mobility Step Handy · Twin desks with hand crank lift system elevation



- 1 MFC Top available with straight edge.
- 2 Metal legs made of steel tube 70 x 70 mm and 1.5 mm thick. Cover of 80 x 80 mm and thickness of 2 mm. Available in white finish.
- 3 Hand crank lift system elevation. Desk with levelers: 67 - 92 cm
- 4 Levelers of injected PP in black color.
- 5 **Desktop screens and accessories:** Vertical desktop screens, CPU´s, desktop screens and modesty panels.
- 6 **Optional electrification:** Electrification tray made of steel 1 mm thick steel sheet and access to wiring. **(Optional)**

Graphic description of details & customization · Mobility Step Handy / Twin desks with hand crank lift system elevation



Straight corners



Rounded corners



Leg with leveling



2 stages: Levelers & Castors



Wiring access

Optional for projects



TOP WITH BEVELED EDGE

For projects that require table surfaces with beveled edges, please contact our sales department.



Mobility Step Electra · Individual desks with electric elevation



- 1 MFC Top available with straight edge. Optional sliding tops.
- 2 Metal legs made of steel tube 70 x 70 mm and 1.5 mm thick. Available in white and black finish.
- 3 **Individual:** Aluminum injection leg. Dimensions: 720 x 78 mm.
- 4 **Height adjustment:** from 64 to 128 cm in compliance with EN 527-1:2011. It incorporates a safety system to minimise damage due to collision with objects.
- 5 Levelers of injected PP in black color.
- 6 **Desktop screens and accessories:** Vertical desktop screens, CPU´s, desktop screens and modesty panels.
- 7 **Optional electrification:** 1 mm thick steel sheet electrification channel, access to wiring and Top sliding for easy access to electrification. **(Optional)**
- 8 **Maximum support weight:** 60 kg distributed throughout the space.

Graphic description of details and customization · Mobility Step Electra / Individual desks with electric elevation



Top with straight corners



720 x 78 mm cantilever



3 stages: Electric reg. 2 motors.



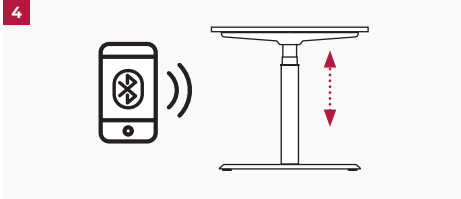
Wiring access



- CONTROL UP & DOWN:
- Tilting for up and down
  - Indicator lights



- CONTROL PROGRAMABLE:
- Up & down buttons
  - LED Display
  - Memory function
  - USB Charger



- OPTIONAL BLUETOOTH CONTROL:
- Use mobile APP to control the height adjustable desk
  - Compatible with both controllers
  - Set sedentary reminder and health plan
  - Set the password of desk
  - Troubleshooting guide

Optional for projects



**Top with beveled edge**  
For projects that require table surfaces with beveled edges, please contact our sales department.



Mobility Step Electra · Twin desks with electric elevation



- 1 MFC Top available with straight edge. Optional sliding tops.
- 2 Metal legs made of steel tube 70 x 70 mm and 1.5 mm thick. Cover of 80 x 80 mm and thickness of 2 mm. Available in black and white finish.
- 3 **Height adjustment:** from 64 to 128 cm in compliance with EN 527-1:2011. It incorporates a safety system to minimise damage due to collision with objects.
- 4 Levelers of injected PP in black color.
- 5 **Desktop screens and accessories:** Vertical desktop screens, CPU ´s, desktop screens and modesty panels.
- 6 **Optional electrification:** 1 mm thick steel sheet electrification channel, access to wiring and Top sliding for easy access to electrification. **(Optional)**
- 7 **Maximum support weight:** 60 kg distributed throughout the space.

Graphic description of details and customization · Mobility Step Electra / Twin desks with electric elevation



Top with straight corners



Leg with leveling



3 stages: Electric reg. 4 motors.



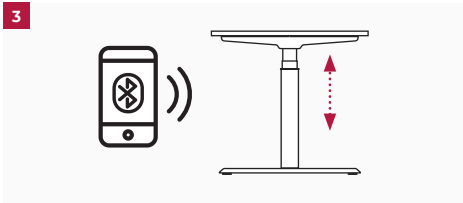
Wiring access



- CONTROL UP & DOWN:
- Tilting for up and down
  - Indicator lights



- CONTROL PROGRAMABLE:
- Up & down buttons
  - LED Display
  - Memory function
  - USB Type A Charger



- OPTIONAL BLUETOOTH CONTROL:
- Use mobile APP to control the height adjustable desk
  - Compatible with both controllers
  - Set sedentary reminder and health plan
  - Set the password of desk
  - Troubleshooting guide

Optional for projects



**Top with beveled edge**  
For projects that require table surfaces with beveled edges, please contact our sales department.



Mobility Step Electra · Individual desks with auxiliary return and electric elevation



- 1

MFC Top available with straight edge. Optional sliding tops.
- 2

Metal legs made of steel tube 70 x 70 mm and 1.5 mm thick. Available in white and black finish.
- 3

**Individual:** Aluminum injection leg. Dimensions: 720 x 78 mm.
- 4

**Height adjustment:** from 64 to 128 cm in compliance with EN 527-1:2011. It incorporates a safety system to minimise damage due to collision with objects.
- 5

**Auxiliary return:** Surface available in MFC with straight edge. Reversible, can be placed on either side of the desk.
- 6

**Auxiliary return:** Stretcher made of 1,5 mm thick folded steel sheet. It incorporates an extendable system to adapt to any dimension.
- 7

**Auxiliary return:** Glide made of 2 mm folded steel sheet. Dimensions: 500 x 78 m
- 8

Levelers of injected PP in black color.
- 9

**Desktop screens and accessories:** Vertical desktop screens, CPU ´s, desktop screens and modesty panels.
- 10

**Optional electrification:** 1 mm thick steel sheet electrification channel, access to wiring and Top sliding for easy access to electrification. **(Optional)**
- 11t

**Maximum support weight:** 60 kg distributed throughout the space.



Graphic description of details and customization · Mobility Step Electra / Individual desks with electric elevation



Top with straight corners



720 x 78 mm cantilever



3 stages: Electric reg. 3 motors.



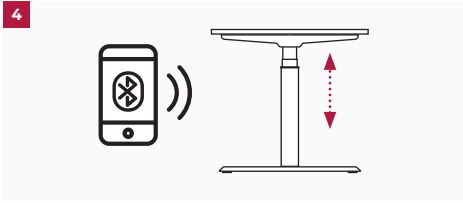
Wiring access



- CONTROL UP & DOWN:
- Tilting for up and down
  - Indicator lights



- CONTROL PROGRAMABLE:
- Up & down buttons
  - LED Display
  - Memory function
  - USB Charger



- OPTIONAL BLUETOOTH CONTROL:
- Use mobile APP to control the height adjustable desk
  - Compatible with both controllers
  - Set sedentary reminder and health plan
  - Set the password of desk
  - Troubleshooting guide

Optional for projects



Top with beveled edge

For projects that require table surfaces with beveled edges, please contact our sales department.

Finishes available

MFC · 25 mm

White

Coco Grey

Lime Oak

Light Oak

Chestnut

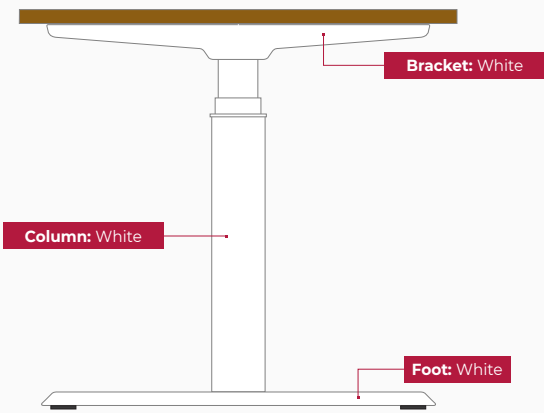
Dark Oak

Black anti-fingerprint

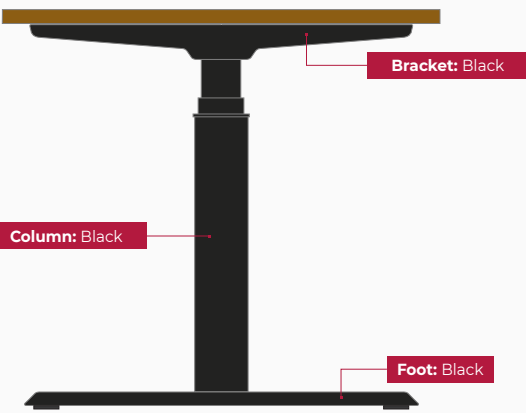
Optional for projects

**25 mm white laminate**  
For projects that require white stratified surfaces, please consult with the sales department.

Combination of foot, column and bracket finishes



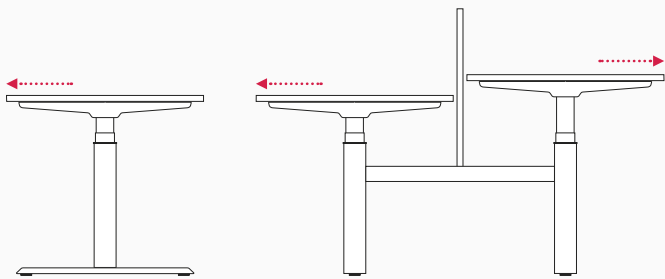
Structure: White



Structure: Black

Optional complements

Top displacement



**Top displacement** (13 cm). **Total accessibility to the electrification canal.** Allows the displacement of double **table tops and single tables** towards the user, allowing easy access to the electrification channel. **Optional on double tables:** A larger lower channel with sheet metal covers is incorporated for housing and continuity of electrical systems.

Accessories and complements



Electrification trays



Wiring access



Sheet metal or MFC faldon




CPU's Support

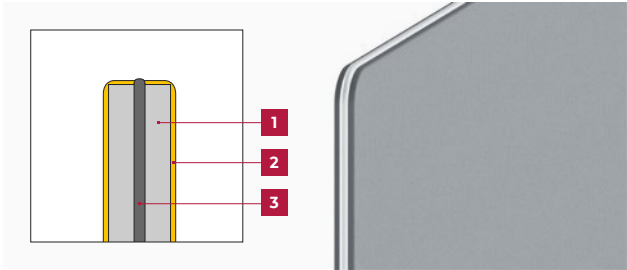
Desks mounted screens

Desk-Mounted screens, different sizes available, fixing kits and finishes. Easy to be adapted to any surface. They provide visual contact but at the same time privacy.

DESK MOUNTED SCREENS OFFER



**MFC screen**  
19 mm thick particle Top



**Upholstered screen with 20 mm flexible border**

1

19 mm thick particle Top

2

Adhesive decorative fabrics with water-based glues

3

Flexible profile of 8 mm. White and black finish.



**Upholstered screen with 30 mm flexible border**

1

19 mm thick particle Top

2

Foam of 5 mm thickness and 60 kg/m3 density.

3

Adhesive decorative fabrics with water-based glues.

4

Flexible profile of 8 mm. White and black finish.

NOISE POLLUTION IN THE OFFICE

Generally, noise levels in an office do **not constitute an auditory risk for people**, however, they can generate discomfort or discomfort that affects concentration, work performance or attention span. Acoustic comfort is the sound level that does not disturb, does not disturb and does not cause direct damage to health. Acoustic comfort is higher in rooms with high absorption coefficients.



**Reference values**


There are no mandatory normative levels of acoustic comfort. According to the Technical Guide of RD 488/1997 of April 14, 1997, for difficult and complex tasks, the equivalent continuous sound level (LAeq) that the user supports **must not exceed 55 dB(A)**.

- **Basic building standards:** 22 dBA.  
- **Professional office:** 40 dBA.  
- **Offices:** 45 dBA.

**Causes of acoustic discomfort**

- Attitude of the subject. Its acceptability or not.  
- Physical characteristics of the noise:  
    · Type of tones. Pure tones (those that do not vary in frequency) more annoying than compound tones. Even more so when they are emitted at audible frequencies (500 - 2000 Hz).  
    · Frequency. High frequencies more annoying than low frequencies.  
    · Randomness. Variation in noise increases annoyance.  
- Non-physical characteristics. The less predictable the noise, the more annoying it is.  
- Type of activity. The greater the need for concentration, the greater the discomfort.

- How to control sound sources**
- Controlling **interior noise from work equipment**:
    - Install printers and fax machines in rooms or remote areas.
    - Using quiet office equipment, placing insulating material housings.
    - Turn down the intensity of telephones and communication devices.
    - Using doors with damping systems.
  - Controlling **indoor noise from ventilation and air-conditioning systems**.
  - **Avoiding the transmission of noise between rooms** through the use of insulating materials.
  - In the propagation medium it is recommended:
    - Placement of **sound-absorbing** materials in walls, ceilings and floors.
    - **Poorly** reflective **room surfaces** (reverberation time ≤ 1 sec).
    - Place **absorbent panels between tables** and workstations..
    - Provide **furniture that improves the acoustic performance** of the space..
    - **Respecting the occupancy** of the premises according to its volume and use.
  - Achieving **silent behavioral and communication habits**.



Ecodesign

Recycled materials	44,64%
Production	100%
Transportation	100%
Uso	Very easy
Disposal	82,02%


**Recycled materials:** Maximum use of materials to eliminate waste and minimize residues. Use of recyclable materials and recycled materials in components that do not affect functionality and durability. **Production:** Maximum optimization of energy use. Minimum environmental impact. State-of-the-art technological systems. Zero wastewater discharge. VOC-free coatings. Processes free of heavy metals, phosphates, OC and COD. **Transport:** Dismountable systems. Volumes that facilitate space optimization. Maximum reduction of energy consumption for transport. **Use:** Quality and guarantee. Long useful life. Possibility of substitution and replacement of elements. **Disposal:** Waste reduction. Reuse system of supplier-manufacturer packaging. Easy separation of components. Solvent-free water-based printing inks on packaging.

Regulations & EPD




Mobility has passed the tests carried out in our laboratory and the tests performed at the Instituto Tecnológico del Mueble (AIDIMME) corresponding to the standards:

Regulations	Description
UNE-EN 527-1:2011	Office furniture. Work tables. <b>Part 1:</b> Dimensions.
UNE-EN 527-2:2017 + A1:2019	Office furniture. Work tables. <b>Part 2:</b> Requirements for safety, strength and durability.

Certificates



Access to wiring and connections

WIRING ACCESS <span>T</span>	WIRING ACCESS <span>Q</span>	WIRING ACCESS <span>R</span>
		
MAXIMUM OPENING 90°.	MAXIMUM OPENING 110°.	MAXIMUM OPENING 180°.
Cover injected in ABS. Frame injected in ABS. Fastening clips injected in polyamide PA. Black bristle brush with zinc-plated sheet metal profile. Polyamide guides for adjustment according to surface thickness between 13 and 30 mm. <b>Dimensions:</b> 250 x 110.7 mm	Black aluminum injected frame. Aluminum injected cover. Aluminum guides for adjustment according to the thickness of the surface between 13 and 30 mm. <b>Dimensions:</b> 305 x 121 mm.	MFC cover with the same finish as the surface. Black bristle brush. Black aluminum injected frame. Aluminum guides for adjustment according to the thickness of the surface between 13 and 30 mm. Complete 180° opening by means of hinges. <b>Dimensions:</b> 305 x 121 mm.

- The models that incorporate these accesses in a standardized way show the corresponding icon or icons together with their reference.
- The price of the tables with WIRING access will be increased for each unit incorporated, according to the price indicated in the attached table.
- To request other tables with access to wiring that do not have standardized outlets (they will not contain any icon), please consult with the sales department.
- To request a table with access above the wiring, the following coding must be added at the end of the requested reference, according to its placement.

FRONT CENTERED ACCESS	FOCUSED ACCESS
<span>TF</span> <span>QF</span> <span>RF</span>	<span>QC</span> <span>RC</span>

Combinations of finishes offered

MELAMINE SURFACE FINISHES AND STRUCTURE		COMBINATIONS OF FINISHES OFFERED		
Surface	Structure	T WIRING ACCES	Q WIRING ACCES	R WIRING ACCES
WHITE	WHITE	WHITE	WHITE	WHITE
	BLACK	WHITE	WHITE	WHITE
COCO GREY	WHITE	WHITE	WHITE	COCO GREY
	BLACK	BLACK	BLACK	COCO GREY
LIME OAK	WHITE	WHITE	WHITE	LIME OAK
	BLACK	BLACK	BLACK	LIME OAK
LIGHT OAK	WHITE	WHITE	WHITE	LIGHT OAK
	BLACK	BLACK	BLACK	LIGHT OAK
CHESTNUT	WHITE	WHITE	WHITE	CHESTNUT
	BLACK	BLACK	BLACK	CHESTNUT
DARK OAK	WHITE	WHITE	WHITE	DARK OAK
	BLACK	BLACK	BLACK	DARK OAK
BLACK ANTI-FINGERPRINT	WHITE	BLACK	BLACK	
	BLACK	BLACK	BLACK	

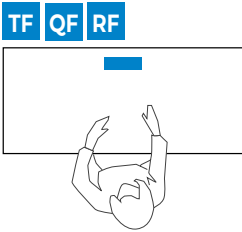
\*

**Important note:** The combination of the accesses with wiring is carried out as follows (If in any of the cases it is desired that the electrification output be in a different finish than the one established, the client must expressly indicate it in the order).

Superior cable access location to cabling and connections

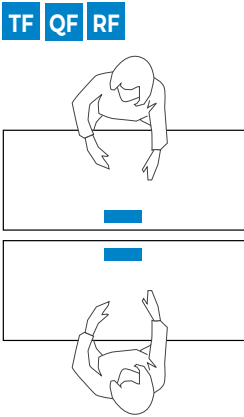
Rectangular desks - 80 cm wide

Front access



Twin and progressive desks - 164 cm wide

Front access



Meeting desks - 100 cm wide

Centered access

