

NOOM

serie 50

— By Alegre Design —



The enormous versatility and personalization capacity of **Noom**, designed by the **Alegre Design** studio, allows this line to fit into areas that include lobbies, waiting areas, meeting rooms and hotels, among others. And it achieves this thanks to chairs, armchairs, benches with an affable and transverse design available in a wide variety of options in terms of seat and structure, from armchairs with metal and wooden bases to high benches for counter and restaurant bar.

In its creation, **Noom** combines handcrafted upholstery with pattern-making technologies and 3D seams that generate new sensations from a line of soft seating that find their space organically in contract and work environments.



ACTIU

www.actiu.com

Design goes beyond aesthetics: innovation, space and furniture go hand in hand to create environments that are friendlier, more comfortable and more motivating for people: environments that are more dynamic, fresh, creative, ergonomic and functional.

A business philosophy in which design is part of our DNA, as we apply it to every facet of the company: products, architecture, projects, brand, communication, work spaces ...

Content:

Presentation01

Technical Data

• Noom Serie 50 - 4 Legs chair.....	02
• Noom Serie 50 - Cantilever / 4 wood legs.....	03
• Noom Serie 50 - Stacking.....	04
• Noom Serie 50 - 4 spoke bases.....	05
• Noom Serie 50 - 5 spoke bases.....	06
• Noom Serie 50 - Beam seating.....	07
Available finishes.....	08
Weight, Volume, Pack and Ecodesign.....	10
Standards and EPD.....	13

Price List

• Noom serie 50 - Polypropylene	
• Steel structure.....	14
• Optional Accessories.....	15
• Training.....	16
• Colour Steel structure.....	17
• 4 wood legs.....	18
• 4/5 spoke bases.....	19
• Beam seating.....	20
• Noom serie 50 - Upholstered	
• Steel structure.....	21
• Optional Accessories.....	22
• 4 wood legs.....	23
• 4/5 spoke bases.....	24
• Beam seating.....	25

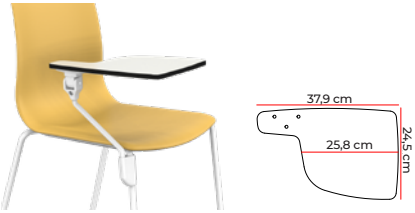
Noom Serie 50



Model	NOOM Serie 50 - Chair				NOOM S50 - TRAINING
Model reference	4 metal legs without Arms	4 metal legs with simple arm	4 metal legs with Closed arms with armrest	4 metal legs with Closed arms without armrest	4 metal legs with writing tablet with self-return
Model of Backrest	High Backrest	High Backrest	High Backrest	High Backrest	High Backrest
Backrest and Seat	Polypropylene: Polypropylene (P.P) frame, 5 mm thick, with glass fibre. Optional seat Pad Upholstered with an ergonomic cushion (110-120 kg/m3) in upholstered or PUR Upholstered: Polypropylene (P.P) frame, with PU (polyurethane) flexible molded foam density of 40kg/m3, upholstered finish with simple cleaning and maintenance.				
Arms	Model without arms	Model with simple arm, with PP armrest.	Model with closed arms with PP armrest.	Model with closed arms without armrest.	Model with compact laminate writing tablet with self-return.
Bottom structure	Bottom structure: 24,5 x 12 mm ovale steel tube bars, 1,5 mm thick. Lower polypropylene frame covering the structure.				
Structure	Structure made with cylindrical hot-rolled steel tubes, Ø16mm and e=2 mm, with a 90-micron thick epoxy paint coating.				
Supports	End caps in a black finish with felt silent pad-anti scratch. Optional polypropylene glides chair kit for mats/carpet floors.				
Dimensions	Total Dimensions: Height: 836 mm Width: 508 mm Depth: 558 mm Dimensions Seat: Height: 473 mm Width: 443 mm Depth: 516 mm	Total Dimensions: Height: 836 mm Width: 622 mm Depth: 558 mm Dimensions Seat: Height: 473 mm Width: 443 mm Depth: 516 mm	Total Dimensions: Height: 836 mm Width: 585 mm Depth: 563 mm Dimensions Seat: Height: 473 mm Width: 443 mm Depth: 516 mm	Total Dimensions: Height: 836 mm Width: 585 mm Depth: 563 mm Dimensions Seat: Height: 473 mm Width: 443 mm Depth: 516 mm	Total Dimensions: Height: 836 mm Width: 508 mm Depth: 701 mm Dimensions Seat: Height: 473 mm Width: 443 mm Depth: 516 mm

OPTIONAL ACCESSORIES

Optional removable writing tablet in 13 mm compact laminate; can be placed on the right or left.
Chairs with a writing tablet stack 4 chairs in the standard way.



Noom Serie 50



Model	NOOM Serie 50 - Cantilever			NOOM Serie 50 - 4 Wood Legs	
Model reference	Cantilever without Arms	Cantilever with simple arm	Cantilever stool without arms	4 wood legs without arms	4 wood legs stool without arms
Model of Backrest	High Backrest	High Backrest	High Backrest	High Backrest	High Backrest
Backrest and Seat	Polypropylene: Polypropylene (P.P) frame, 5 mm thick, with glass fibre. Optional seat Pad Upholstered with an ergonomic cushion (110-120 kg/m3) in upholstered or PUR Upholstered: Polypropylene (P.P) frame, with PU (polyurethane) flexible molded foam density of 40kg/m3, upholstered finish with simple cleaning and maintenance.				
Arms	Model Sin Arms	Model with simple arm, with PP armrest.	Model without arms	Model without arms	Model without arms
Bottom structure	Bottom structure: 24,5 x 12 mm ovale steel tube bars, 1,5 mm thick. Lower polypropylene frame covering the structure.			Bottom frame of injected aluminum, which gives the chair greater precision, lightness and recyclability, covering the structure	
Structure	Structure made with cylindrical hot-rolled steel tubes, Ø13mm and e=2 mm, with a 90-micron thick epoxy paint coating.			Wooden legs with a conical shape in a natural beech wood or black lacquered finish.	
Footrest			Ø13x2 mm hot-rolled steel cylindrical tube footrest. Protector for placing feet on chairs with a painted structure.		Ø13x2 mm hot-rolled steel cylindrical tube footrest. Black Finish
Supports	End caps in a black finish with felt silent pad-anti scratch. Optional polypropylene glides chair kit for mats/carpet floors.				
Dimensions	Total Dimensions: Height: 836 mm Width: 522 mm Depth: 543 mm Dimensions Seat: Height: 473 mm Width: 443 mm Depth: 516 mm	Total Dimensions: Height: 836 mm Width: 622 mm Depth: 543 mm Dimensions Seat: Height: 473 mm Width: 443 mm Depth: 516 mm	Total Dimensions: Height: 1140 mm Width: 518 mm Depth: 563 mm Dimensions Seat: Height: 773 mm Width: 443 mm Depth: 516 mm	Total Dimensions: Height: 836 mm Width: 443 mm Depth: 516 mm Dimensions Seat: Height: 469 mm Width: 443 mm Depth: 516 mm	Total Dimensions: Height: 1137 mm Width: 443 mm Depth: 516 mm Dimensions Seat: Height: 773 mm Width: 443 mm Depth: 516 mm

OPTIONAL ACCESSORIES



For **projects of facilities** that require **concatenated joints of the chairs and minimum quantities of 100 units**, consult with **Sales Department**.
Can only be used on armless Cantilever chairs.

Stacking

The 4 legs chairs is designed for the seats to be stacked on top of one another, with the ability to stack **up to 30 chairs in the stacking cart and up to 10 chairs in the standard way.** (without an upholstered seat)

Vertical Stacking



4 legs / Cantilever chair:
without padded seat



4 legs / Cantilever chair:
with writing tablet

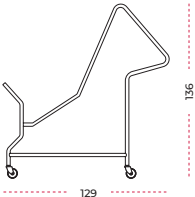
Trolley stacking



4 legs chair / cantilever chair:
without padded seat



4 legs chair / cantilever chair:
with padded seat



stacking details

		Seat WITHOUT PAD		Seat WITH PAD	
		Model without arms	Models with and without arms	Model without arms	Models with and without arms
		Trolley stacking capacity	Vertical stacking capacity	Trolley stacking capacity	Vertical stacking capacity
		Quantity of chairs	Quantity of chairs	Quantity of chairs	Quantity of chairs
4 legs model	With bottom cover	30	10	16	5
	Without bottom cover	30	10	--	--
	With writing tablet	--	4	--	4
Cantilever frame	With bottom cover	30	10	16	5
	Without bottom cover	30	10	--	--
	With writing tablet	--	4	--	4

Noom Serie 50



Model	NOOM Serie 50 - 4/5 spoke Base			
Model reference	Swivel base with 4-spoke and pads	Swivel base with 4-spoke and pads with Closed arms without armrest	Swivel base with 4-spoke and castors	Swivel base with 4-spoke and castors with Closed arms without armrest
Model of Backrest	High Backres	High Backres	High Backres	High Backres
Backrest and Seat	Polypropylene: Polypropylene (P.P) frame, 5 mm thick, with glass fibre. Optional seat Pad Upholstered with an ergonomic cushion (110-120 kg/m3) in upholstered or PUR Upholstered: Polypropylene (P.P) frame, with PU (polyurethane) flexible molded foam density of 40kg/m3, upholstered finish with simple cleaning and maintenance.			
Arms	Model without arms	Model with closed arms without armrest.	Model without arms	Model with closed arms without armrest.
Bottom structure	Bottom frame of injected aluminum, in white or black finish.	Bottom frame of injected aluminum, in white or black finish.	Bottom frame of injected aluminum, in white or black finish.	Bottom frame of injected aluminum, in white or black finish.
Base	Ø 69 cm swivel base with 4-spoke, in die-cast aluminium. Base finishes: white or black aluminium.	Ø 69 cm swivel base with 4-spoke, in die-cast aluminium. Base finishes: white or black aluminium.	Ø 69 cm swivel base with 4-spoke, in die-cast aluminium. Base finishes: white or black aluminium.	Ø 69 cm swivel base with 4-spoke, in die-cast aluminium. Base finishes: white or black aluminium.
Footrest				
Mechanism	Swivel seat	Swivel seat	Swivel Seat and Gas Lift	Swivel Seat and Gas Lift
Supports	End caps in a black finish with felt silent pad-anti scratch. Optional polypropylene glides chair kit for mats/carpet floors.		Standard soft hole castors.	Standard soft hole castors.
Dimensions	Total Dimensions: Height: 845 mm Width: 690 mm Depth: 690 mm Dimensions Seat: Height: 482 mm Width: 443 mm Depth: 516 mm	Total Dimensions: Height: 845 mm Width: 690 mm Depth: 690 mm Dimensions Seat: Height: 482 mm Width: 443 mm Depth: 516 mm	Total Dimensions: Height: 813 a 873 mm Width: 690 mm Depth: 690 mm Dimensions Seat: Height: 443 a 503 mm Width: 443 mm Depth: 516 mm	Total Dimensions: Height: 813 a 873 mm Width: 690 mm Depth: 690 mm Dimensions Seat: Height: 443 a 503 mm Width: 443 mm Depth: 516 mm

Noom Serie 50



Model	NOOM Serie 50 - 5 spoke Base		
Model reference	Swivel base with 5-spoke and castors	Swivel base with 5-spoke and castors with Closed arms without armrest	Draughtman chair with swivel base with castors
Model of Backrest	High Backres	High Backres	High Backres
Backrest and Seat	Polypropylene: Polypropylene (P.P) frame, 5 mm thick, with glass fibre. Optional seat Pad Upholstered with an ergonomic cushion (110-120 kg/m ³) in upholstered or PUR Upholstered: Polypropylene (P.P) frame, with PU (polyurethane) flexible molded foam density of 40kg/m ³ , upholstered finish with simple cleaning and maintenance.		
Arms	Model without arms	Model with closed arms without armrest.	Model without arms
Bottom structure	Bottom frame of injected aluminum, in white or black finish.	Bottom frame of injected aluminum, in white or black finish.	Bottom frame of injected aluminum, in white or black finish.
Base	Ø 64 cm swivel base with 5-spoke, in glassfibre polyamide. Black or white finish..	Ø 64 cm swivel base with 5-spoke, in glassfibre polyamide. Black or white finish..	Ø 67.5 cm swivel base with 5-spoke, in glassfibre polyamide. Black or white finish..
Footrest			Footrest in cylindrical tube of hot-rolled steel Ø16x2 mm in chromed.
Mechanism	Swivel Seat and Gas Lift	Swivel Seat and Gas Lift	Swivel Seat and Gas Lift
Supports	Standard silent castors. Other castors and caps in option.	Standard silent castors. Other castors and caps in option.	Inverted Auto-Brake Castors. Caps in option.
Dimensions	Total Dimensions: Height: 893 a 943 mm Width: 640 mm Depth: 640 mm Dimensions Seat: Height: 438-488 mm Width: 443 mm Depth: 516 mm	Total Dimensions: Height: 893 a 943 mm Width: 640 mm Depth: 640 mm Dimensions Seat: Height: 438-488 mm Width: 443 mm Depth: 516 mm	Total Dimensions: Height: 925 to 1160 mm Width: 675 mm Depth: 675 mm Dimensions Seat: Height: 540 to 775 mm Width: 443 mm Depth: 516 mm

Noom Serie 50




Model	NOOM Serie 50 - Beam Seating			
Model reference	Beam seating - 3 Places		Beam seating - 4 Places	
Model of Backrest	High Backres	High Backres	High Backres	High Backres
Backrest and Seat	Polypropylene: Polypropylene (P.P) frame, 5 mm thick, with glass fibre. Optional seat Pad Upholstered with an ergonomic cushion (110-120 kg/m3) in upholstered or PUR Upholstered: Polypropylene (P.P) frame, with PU (polyurethane) flexible molded foam density of 40kg/m3, upholstered finish with simple cleaning and maintenance.			
Arms	Model without arms	Model without arms	Model without arms	Model without arms
Bottom structure	Bottom frame of injected aluminum, in white or black finish.	Bottom frame of injected aluminum, in white or black finish.	Bottom frame of injected aluminum, in white or black finish.	Bottom frame of injected aluminum, in white or black finish.
Structure/Legs	Lower steel tube structural beam, 60 x 3 mm-thick circular section Injected aluminium legs with a 90-micron thick epoxy paint coating			
Supports	3 mm thick polypropylene (P.P) end caps in a black finish.	3 mm thick polypropylene (P.P) end caps in a black finish.	3 mm thick polypropylene (P.P) end caps in a black finish.	3 mm thick polypropylene (P.P) end caps in a black finish.
Optional Table		Optional C. Laminate table in white or black finish - 13 mm thick		Optional C. Laminate table in white or black finish - 13 mm thick
Dimensions	Total Dimensions: Height: 825 mm Width: 1569 mm Depth: 520 mm Dimensions Seat: Height: 462 mm Width: 443 mm Depth: 516 mm	Total Dimensions: Height: 825 mm Width: 1569 mm Depth: 520 mm Dimensions Seat: Height: 462 mm Width: 443 mm Depth: 516 mm	Total Dimensions: Height: 825 mm Width: 2109 mm Depth: 520 mm Dimensions Seat: Height: 462 mm Width: 443 mm Depth: 516 mm	Total Dimensions: Height: 825 mm Width: 2109 mm Depth: 520 mm Dimensions Seat: Height: 462 mm Width: 443 mm Depth: 516 mm

STRUCTURE


Steel



Aluminium




Polyamide




Beech wood



POLYPROPYLENE




POLYURETHANE



UPHOLSTERED


Fabric T




Fabric U



Fabric AE




Fabric AO



Fabric V



Fabric AI




Fabric D



Fabric A



Fabric M



UPHOLSTERED - ONLY WITH BLUE / ORANGE STRUCTURE


Steel



Steel



Fabric D



Fabric V



Fabric R



Fabric A



Fabric R



Fabric A



Available structure combinations

- 4 legs
- Cantilever
- Cantilever stool
- Base with 4-spoke
- Gas lift
- Draughtsman chair
- Bench seating



- 

White Frame

 - **White** arms
 - **White** lower cover
 - Structure - **Any finish**
- 

Black Frame

 - **Black** arms
 - **Black** lower cover
 - Structure - **Any finish**
- 

Blue/Grey/Red Coral/Green/ Mustard


 - **White** arms
 - **White** lower cover
 - Structure - **White finish**
- 

Blue/Grey/Red Coral/Green/Mustard

 - **Black** arms
 - **Black** lower cover
 - Structure - **Black, Silver, Blue, Orange or Chrome finish**

- 4 wood legs
- Wood legs stool



- 

Frame: Any finish

 - **Black** lower cover
 - Structure / Base - **Any finish**

Weight and Volume // Ecodesign

Noom Serie 50

MODEL	Packs	Weight	Volume	Materials Recycled materials	Production Aluminium, steel and wood	Transport Package and thinner free	Use To clean and maintain	Disposal Recyclable materials
								
	4 / pack			High	100%	100%	Easy	High
	4 / pack			High	100%	100%	Easy	High
	4 / pack			High	100%	100%	Easy	High
	4 / pack			High	100%	100%	Easy	High
	4 / pack			High	100%	100%	Easy	High
	4 / pack			High	100%	100%	Easy	High
	4 / pack			High	100%	100%	Easy	High
	2 / pack			High	100%	100%	Easy	High

Materials: Maximum use of materials to eliminate and minimize scraps. Use of recyclable and recycled materials in those components that do not affect the functionality and durability.

Production: Maximum optimization of energy use. Minimal environmental impact. Last generation technological systems. Zero discharge of wastewater. No VOC coatings. Processes free of heavy metals, phosphates, OC and COD.











Transport: Detachable systems. Volumes that facilitate the optimization of space. Maximum reduction of energy consumption by transport.

Use: Quality and warranty. Long lasting. Replacements available.

Disposal: Waste reduction. Supplier-manufacturer packaging reuse system. Components are easy to be separated. Inks in packaging are water-based, without solvents.

Weight and Volume // Ecodesign

Noom Serie 50

MODEL	Packs	Weight	Volume	Materials Recycled materials	Production Aluminium, steel and wood	Transport Package and thinner free	Use To clean and maintain	Disposal Recyclable materials
								
	1 / pack			High	100%	100%	Easy	High
	1 / pack			High	100%	100%	Easy	High
	1 / pack			High	100%	100%	Easy	High
	1 / pack			High	100%	100%	Easy	High
	1 / pack			High	100%	100%	Easy	High
	1 / pack			High	100%	100%	Easy	High
	1 / pack			High	100%	100%	Easy	High

Materials: Maximum use of materials to eliminate and minimize scraps. Use of recyclable and recycled materials in those components that do not affect the functionality and durability.

Production: Maximum optimization of energy use. Minimal environmental impact. Last generation technological systems. Zero discharge of wastewater. No VOC coatings. Processes free of heavy metals, phosphates, OC and COD.















Transport: Detachable systems. Volumes that facilitate the optimization of space. Maximum reduction of energy consumption by transport.

Use: Quality and warranty. Long lasting. Replacements available.

Disposal: Waste reduction. Supplier-manufacturer packaging reuse system. Components are easy to be separated. Inks in packaging are water-based, without solvents.

Weight and Volume // Ecodesign

Noom Serie 50

MODEL	Packs	Weight	Volume	Materials Recycled materials	Production Aluminium, steel and wood	Transport Package and thinner free	Use To clean and maintain	Disposal Recyclable materials
								
	1 / pack			High	100%	100%	Easy	High
	1 / pack			High	100%	100%	Easy	High
	3			High	100%	100%	Easy	High
	3			High	100%	100%	Easy	High
	3			High	100%	100%	Easy	High
	3			High	100%	100%	Easy	High

Materials: Maximum use of materials to eliminate and minimize scraps. Use of recyclable and recycled materials in those components that do not affect the functionality and durability.

Production: Maximum optimization of energy use. Minimal environmental impact. Last generation technological systems. Zero discharge of wastewater. No VOC coatings. Processes free of heavy metals, phosphates, OC and COD.

Transport: Detachable systems. Volumes that facilitate the optimization of space. Maximum reduction of energy consumption by transport.

Use: Quality and warranty. Long lasting. Replacements available.

Disposal: Waste reduction. Supplier-manufacturer packaging reuse system. Components are easy to be separated. Inks in packaging are water-based, without solvents.

Standards

Noom 50 has passed the tests carried out in our laboratory and the tests performed at the Instituto Tecnológico del Mueble (AIDIMME) corresponding to the standards:

Regulations	Description
UNE-EN 16139:2013vc2015	Furniture. Strength, durability and safety. Requirements for non-domestic seating.

Certificates

The different programs allow points to be obtained in different environmental categories, referring to sustainable plots, materials and resources, efficiency in water, energy and atmosphere, indoor environmental quality and innovation and design, which are applied to a building in order to obtain LEED certification.

