

Pera

B&T



Pera

Chair - Lounge - Bar

Indoor



Pera

Chair - Lounge - Bar

Indoor



Pera

Chair - Lounge - Bar

Indoor



Pera

Chair - Lounge - Bar

Pera

Pera product family includes chairs, lounge chairs and barstools with a large range of different base and seat options.

Indoor

Even though Pera seats simply formed, scoop shape of the seat provides very comfortable seating. Lean foot options and the instantly recognizable form of the Pera chairs and Pera stools, make it possible to become a common seat of different places.



Designer

Alp Nuhoğlu - 2003

Pera

Chair - Lounge - Bar

Indoor





Pera

Chair - Lounge - Bar

Indoor

Product Details



Each product in the Pera product family reflects a modern and minimal design approach. They come with or without arm. The armrests between the slope and seats help to make your waiting comfortable.



The legs that match the simple form of the seats reveal a minimal bench design. Made of metal frame and steel springs, it is produced by polyurethane foam molded injection method. B&T Design's entire fabric and vinyl catalog can be selected for pera series. Metal base static paint as per color catalog.



Pera

Chair - Lounge - Bar

Indoor

Finish Options

A rich range of material choices is provided for Pera series to create the best match within interior style.

Metal / Aluminium Leg Finishes

Electrostatic Powder Coating



White
RAL 9016




Silk Grey
RAL 7044



Precious Sand



Taupe
G 876



Nordic Lichen



Green Grey
RAL 7009



Cement Grey
RAL 7033



Beige Red
RAL 3012



Terracotta
RAL 8004



Pale Brown
RAL 8025



Black Red
RAL 3007



Grey
G 458




Anthracite
RAL 7016




Black
RAL 9005



Bronze



Gold



Polished Aluminium
(Only for Premium Base)

Wood Finishes



White
RAL 110-1
(Ash)



Natural
(Ash)




Silk Grey
RAL 7044
(Ash)




Taupe
G 876
(Ash)




Smoke Grey
(Ash)




Cement Grey
RAL 7033
(Ash)




Green Grey
RAL 7009
(Ash)



Nordic Lichen
(Ash)



Beige Red
RAL 3012
(Ash)



Terracotta
RAL 8004
(Ash)



Precious Sand
(Ash)



Light Brown
(Ash)




Pale Brown
RAL 8025
(Ash)




Dark Brown
(Ash)




Black Red
RAL 3007
(Ash)




Walnut
(Ash)



Grey
G 458
(Ash)



Anthracite
RAL 7016
(Ash)



Black
RAL 9005
(Ash)

Upholstery

Fabric, Leather, Artifical Leather.
COM and COL options are also available

Chair	
textile fabric (mt)	0,9
real leather (m²)	1,55

Lounge	
textile fabric (mt)	1,3
real leather (m²)	1,8

Bar Stool	
textile fabric (mt)	0,6
real leather (m²)	1

More options are downloable in the catalogues

MATERIAL CATALOGUE

↓

FABRIC & LEATHER CATALOGUE

↓

Models of Product

Chair

Sled



New Sled



X



Wood Classic



Wood Dowel



Models of Product

Metal Dowel



Ellipse
Swivel



Office Prong
4-Swivel



Office Premium
Swivel Gas-lift



Models of Product

Lounge

Sled



Pera

Metal
Swivel



Chair - Lounge - Bar

Indoor

Models of Product

Bar Stool

Sled



Ellipse
Swivel



X



Pera

Chair - Lounge - Bar

Indoor

Models of Product

Wood



Consultation
Swivel



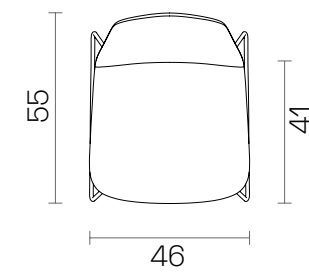
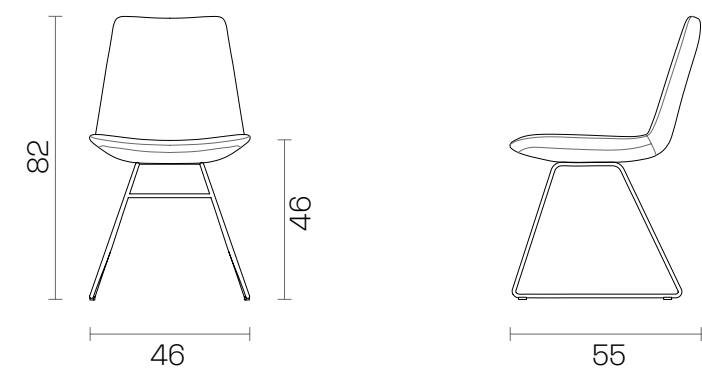
Height-Adjustable
Swivel



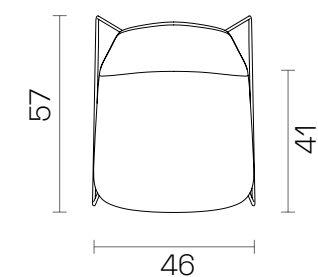
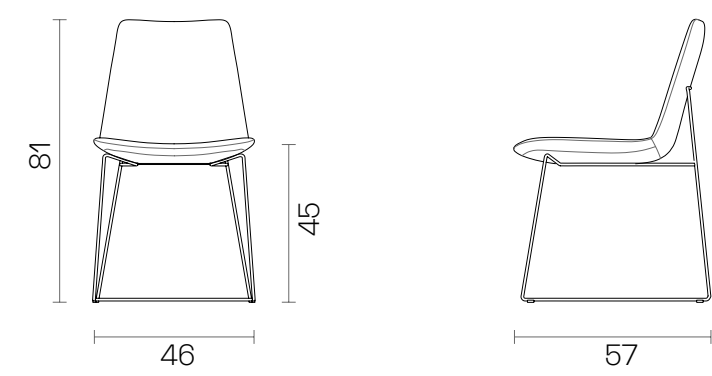
Dimensions (cm)

Chair

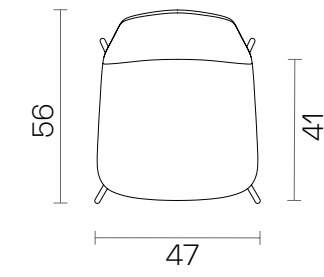
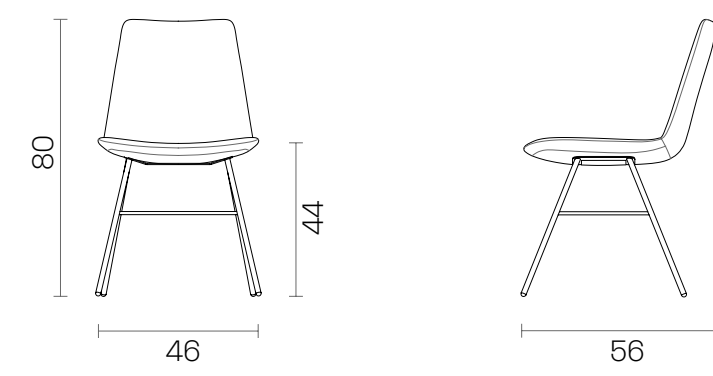
Sled



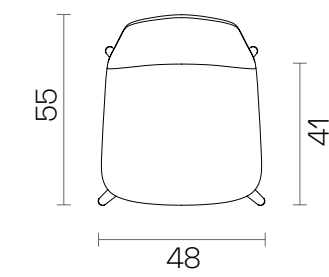
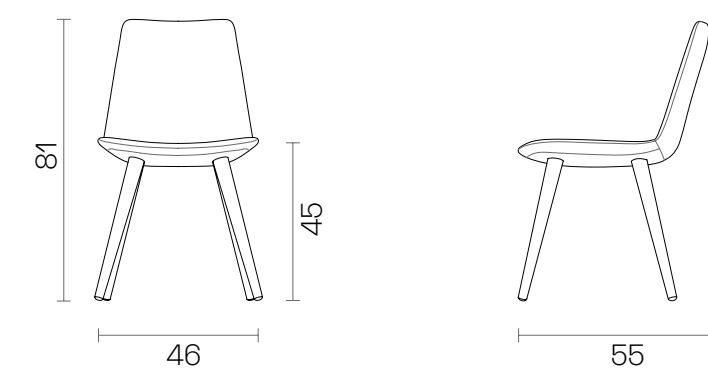
New Sled



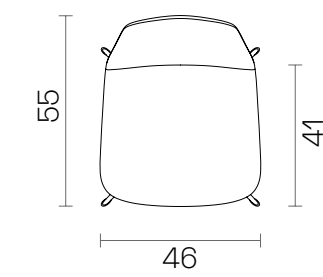
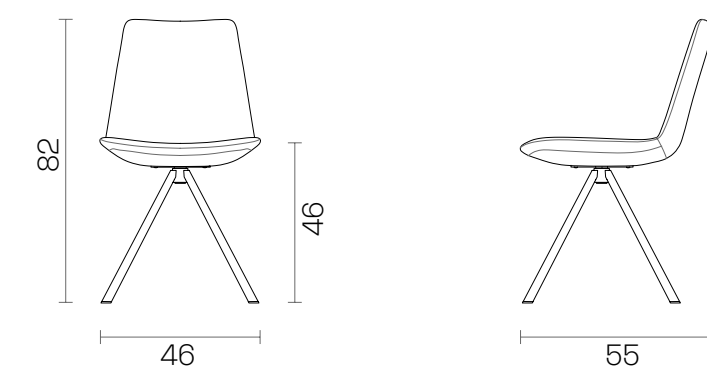
X



Metal Dowel

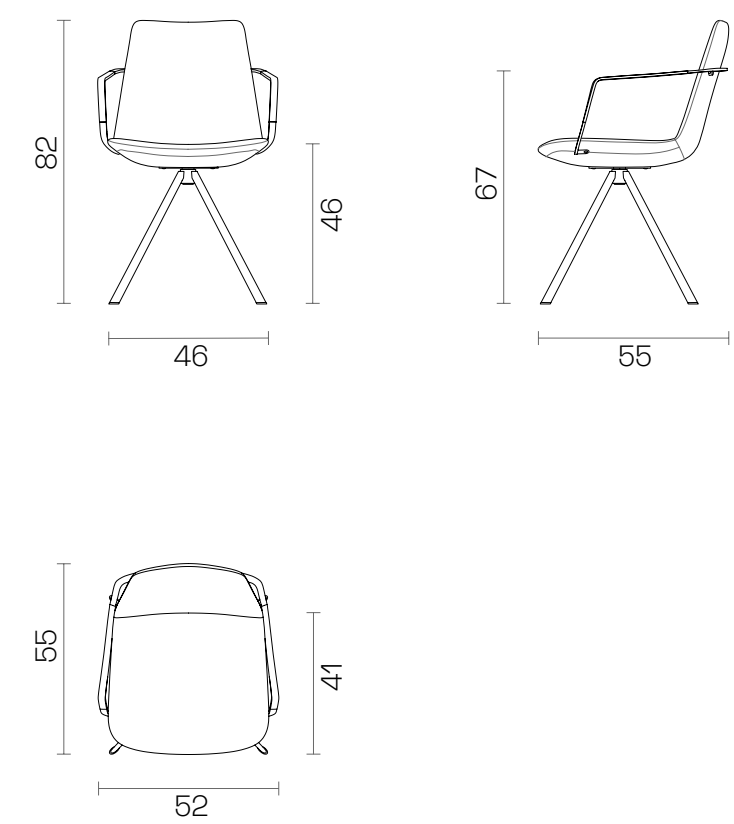


Ellipse Swivel

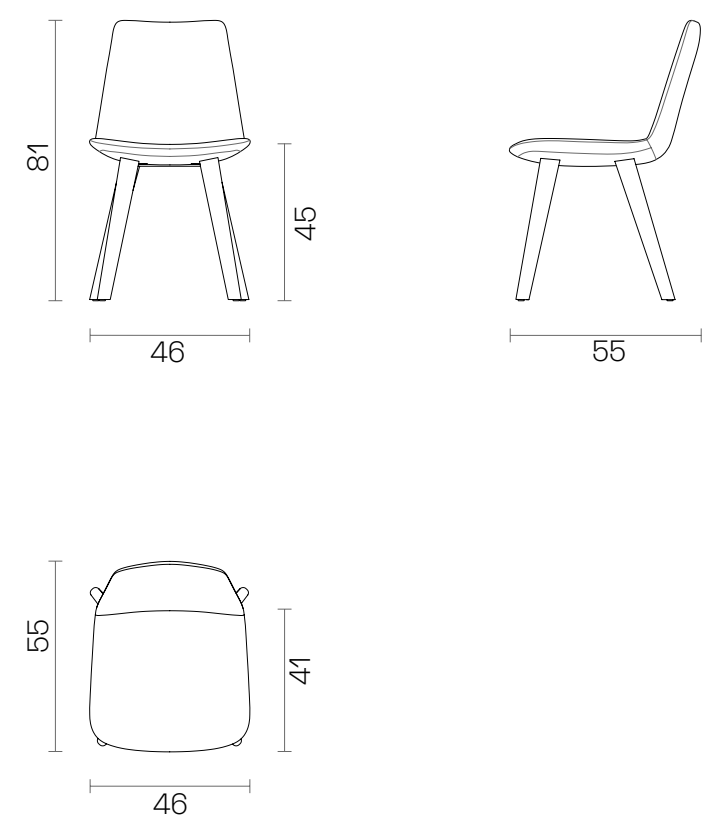


Dimensions (cm)

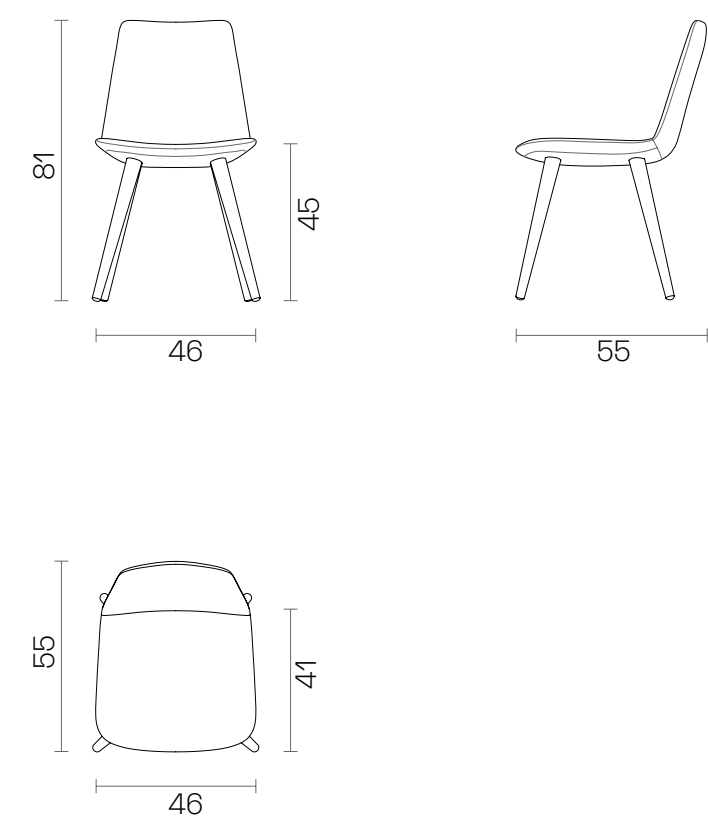
Ellipse
Swivel WA



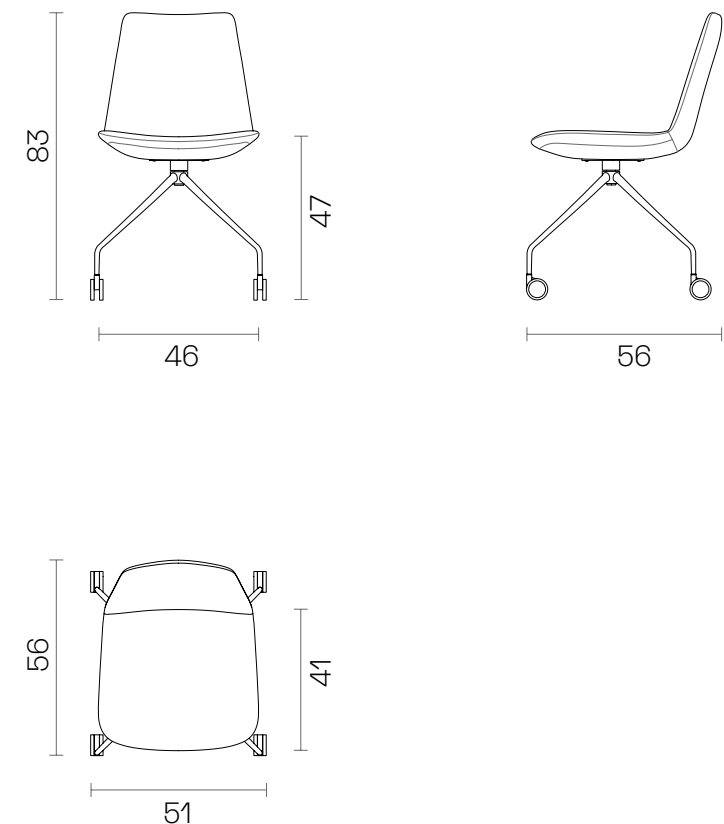
Wood Classic



Wood Dowel

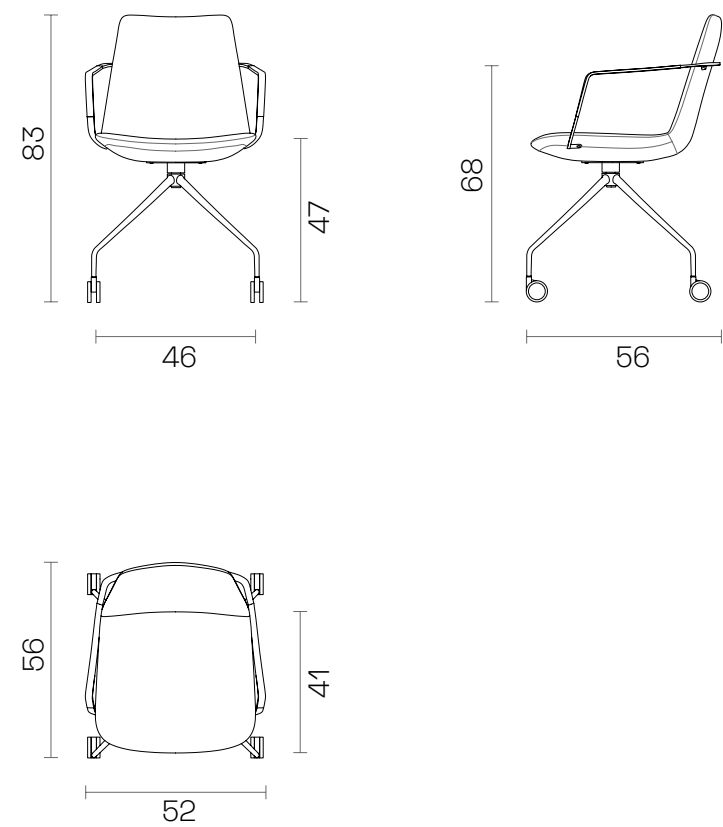


Office Prong
4-Swivel

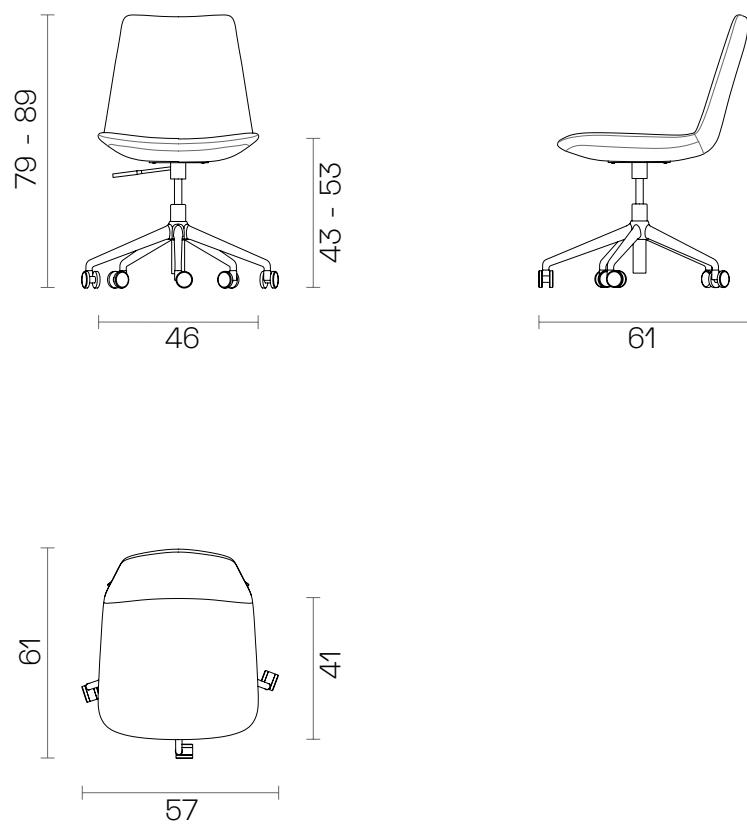


Dimensions (cm)

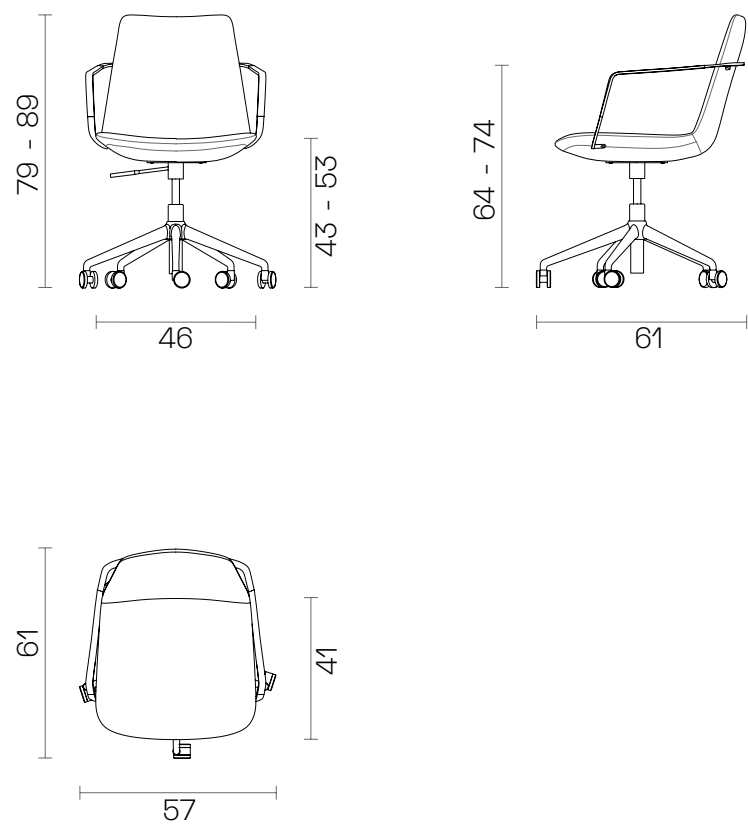
Office Prong
4-Swivel WA



Office Premium
Swivel Gas-lift



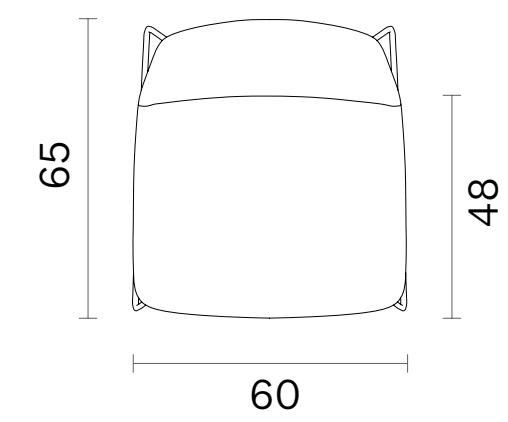
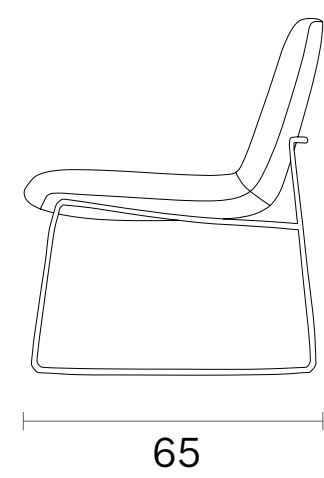
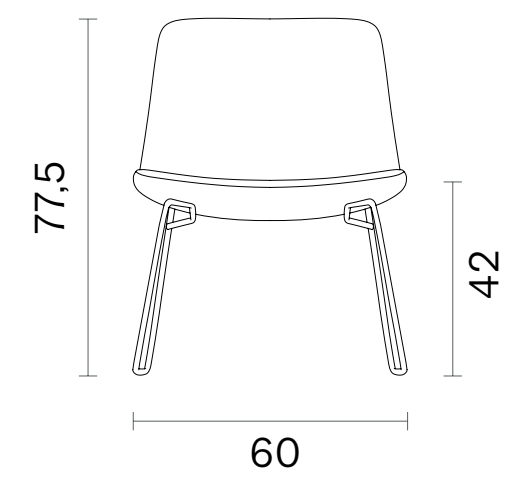
Office Premium
Swivel Gas-lift WA



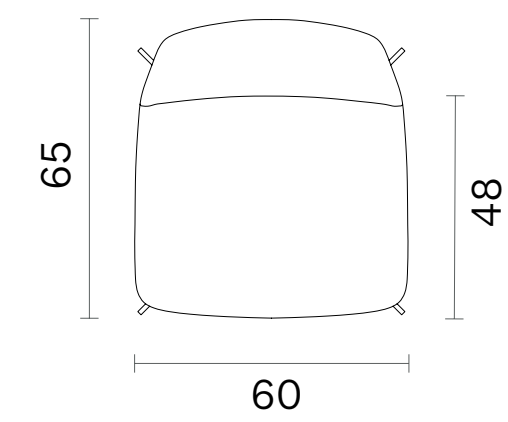
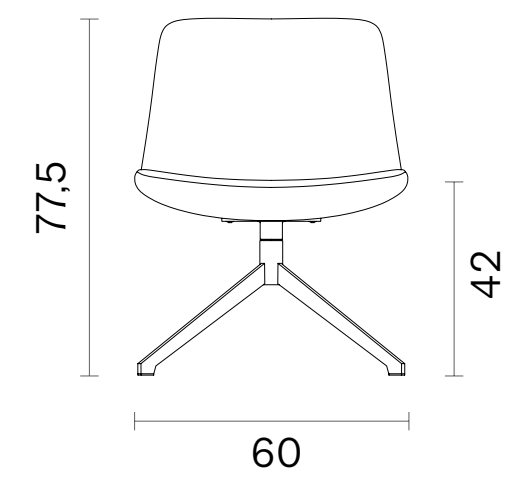
Dimensions (cm)

Lounge

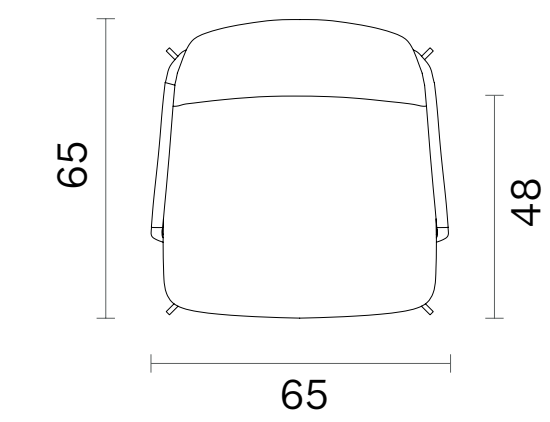
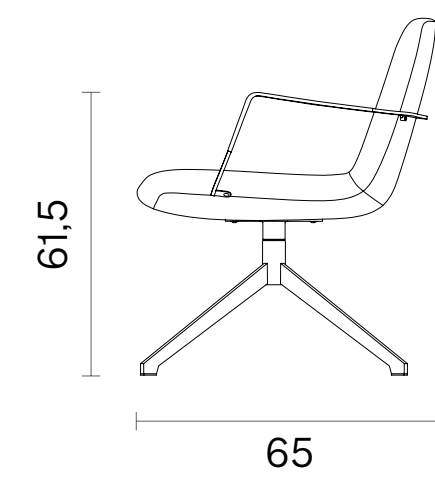
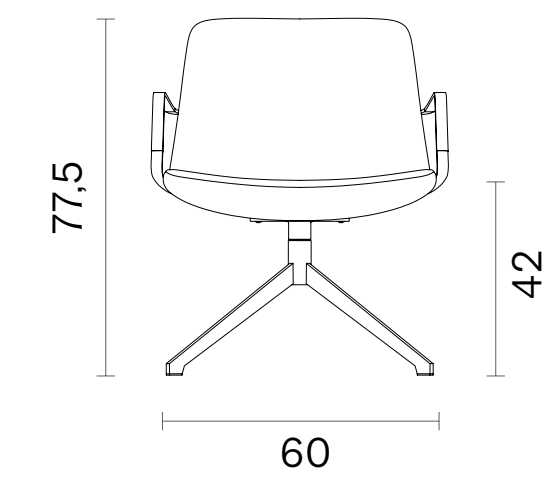
Sled



Metal
Swivel



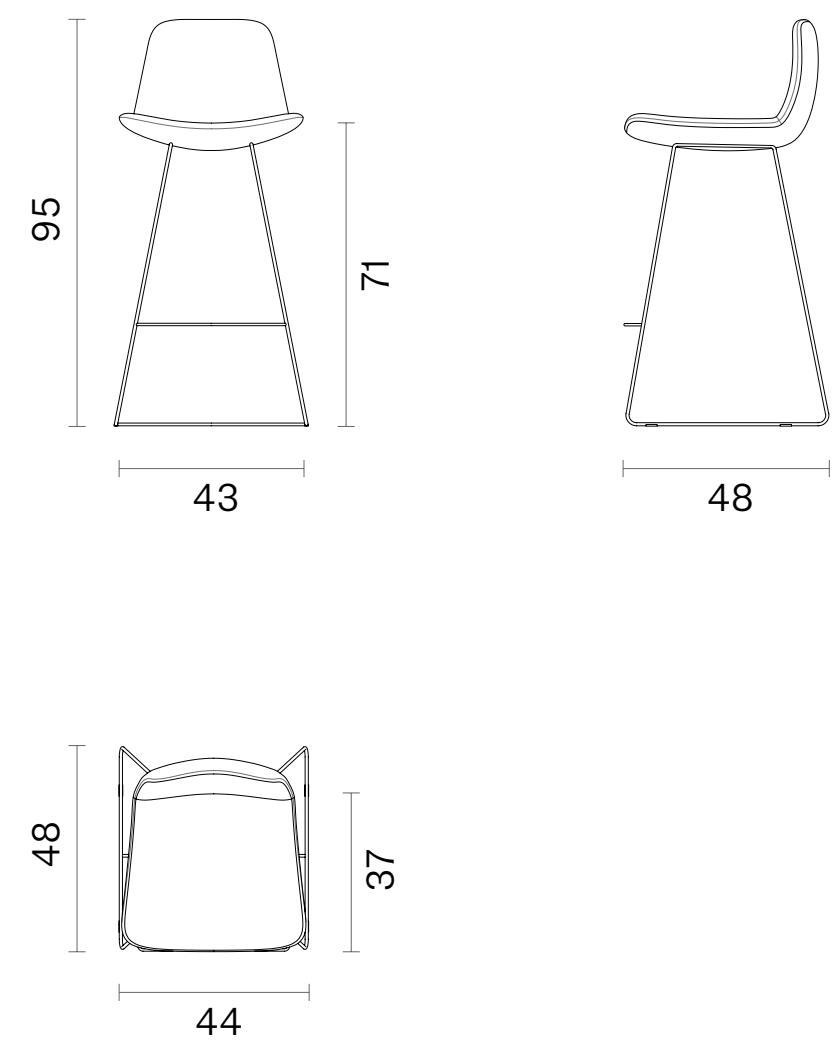
Metal
Swivel WA



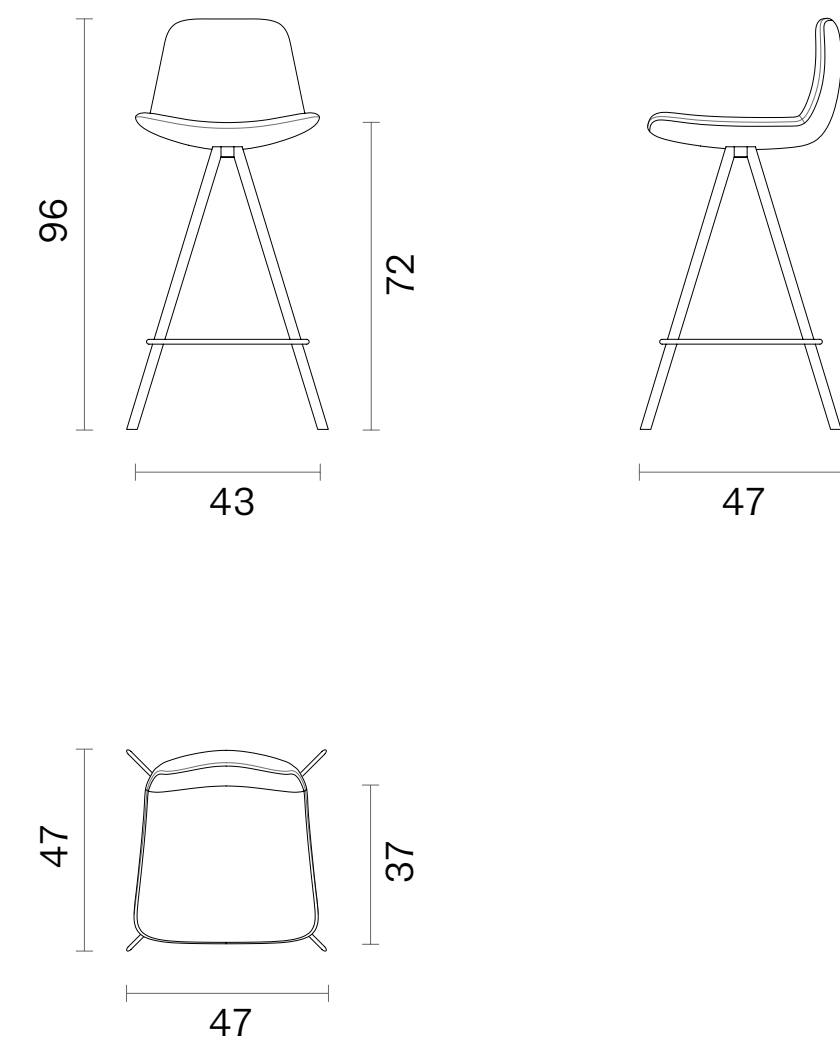
Dimensions (cm)

Bar Stool

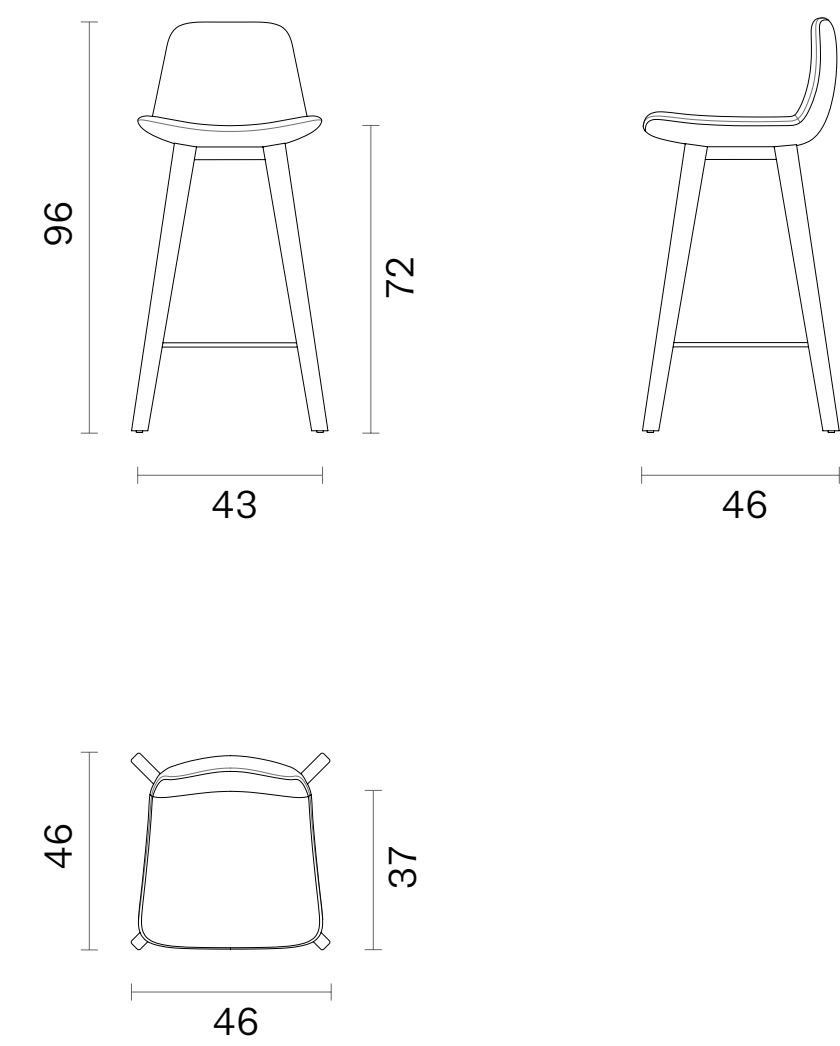
Sled



Ellipse
Swivel

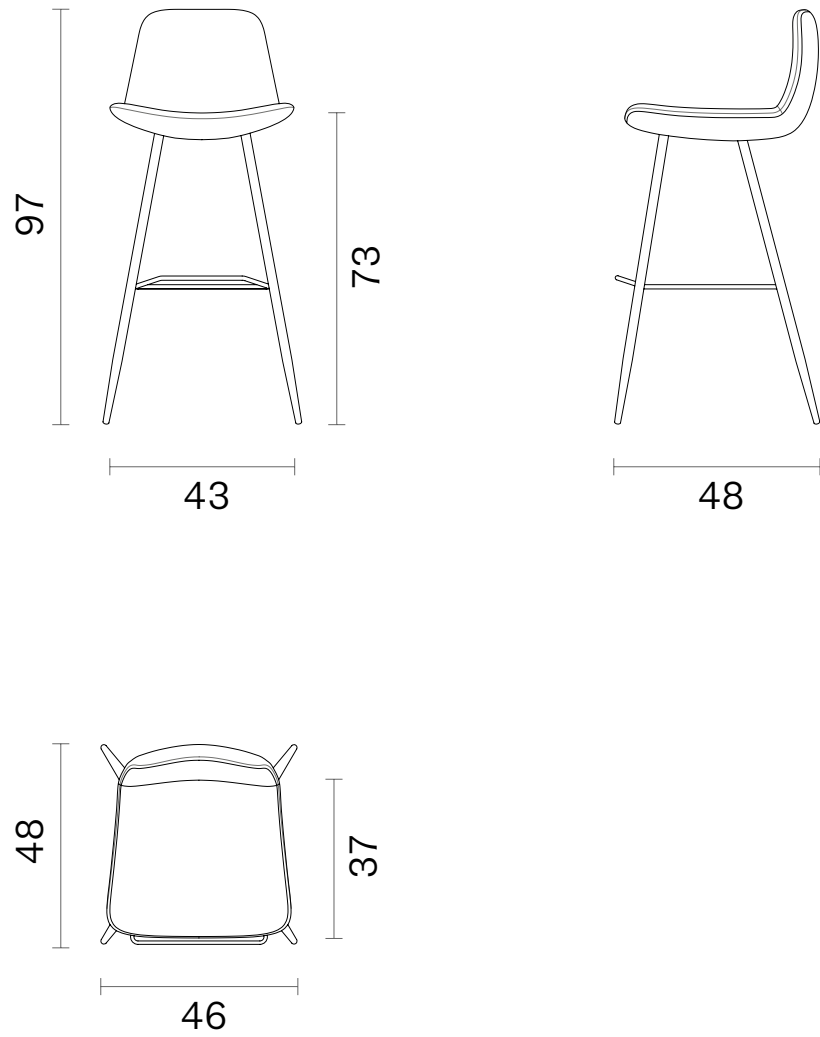


Wood

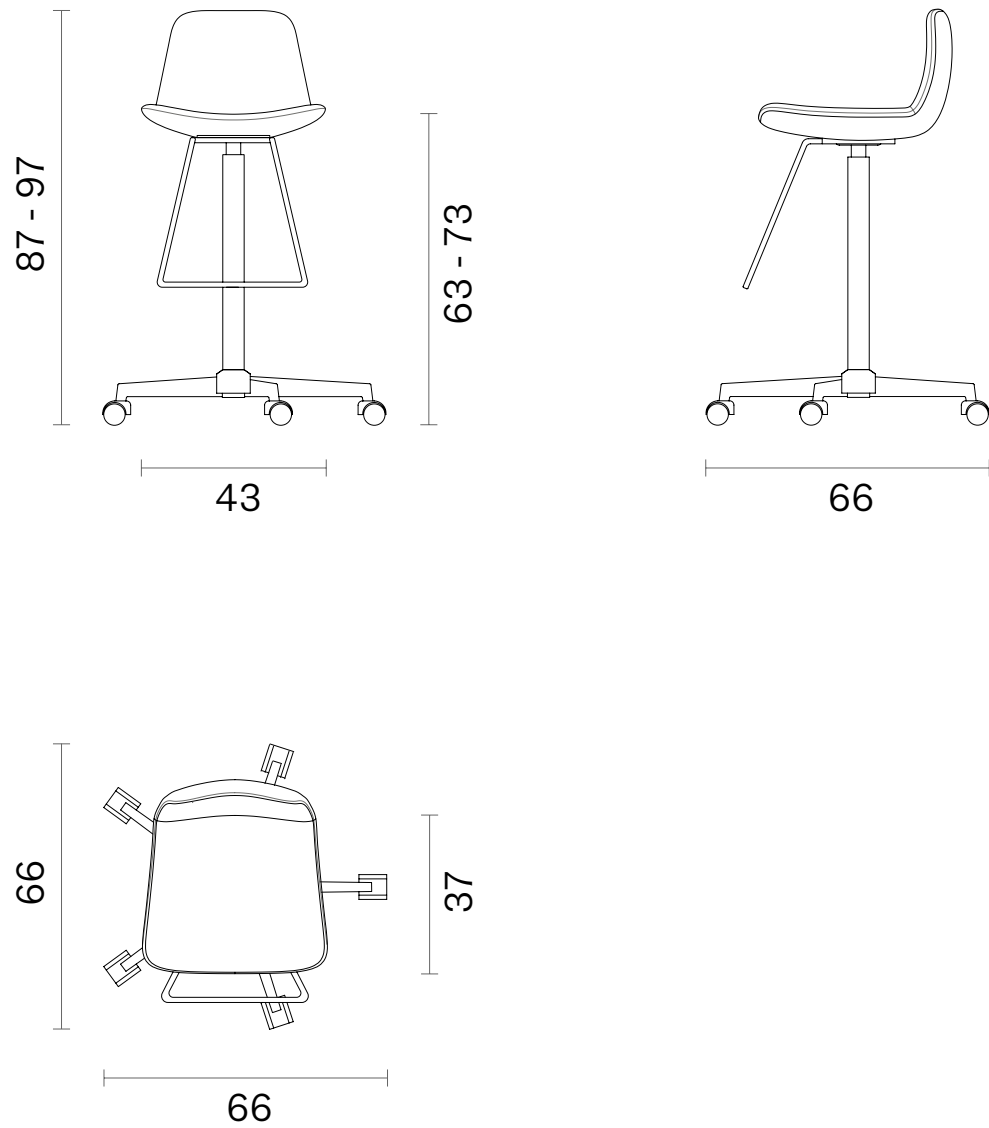


Dimensions (cm)

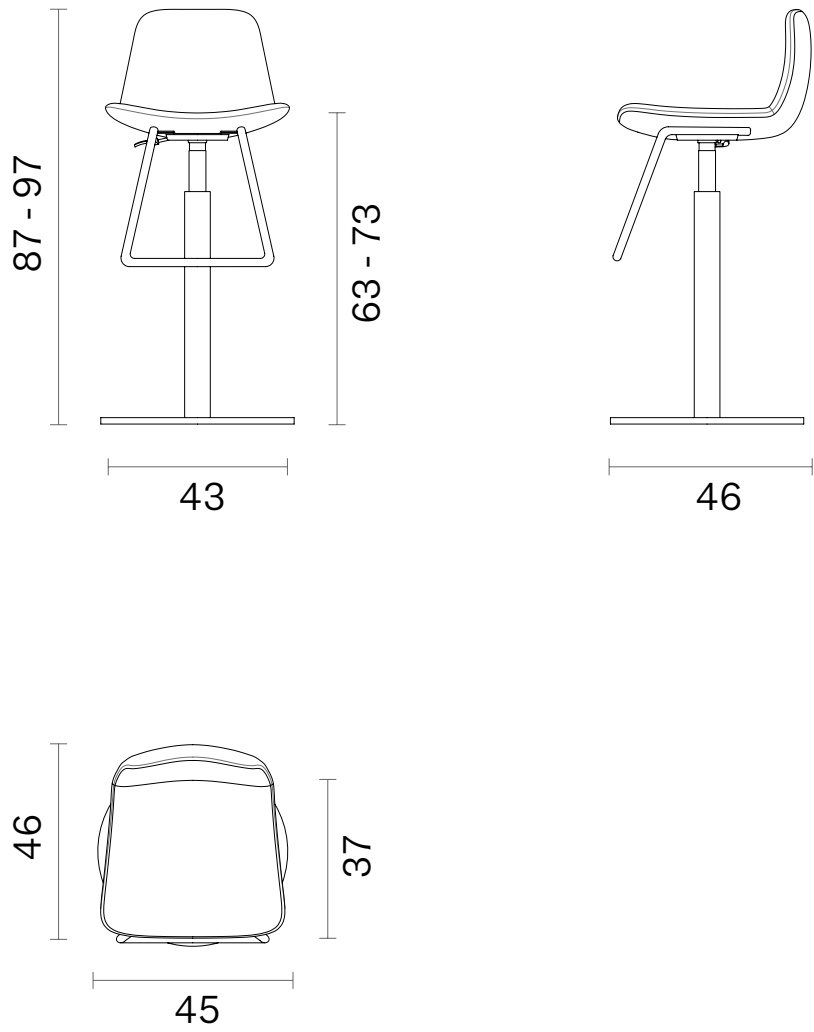
X



Consultation
Swivel

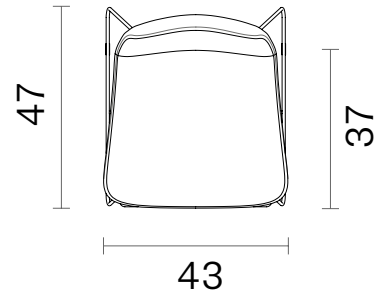
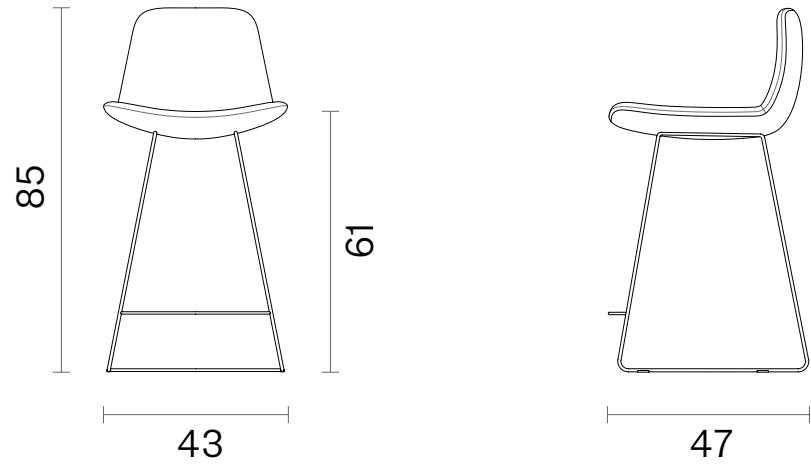


Height-Adjustable
Swivel

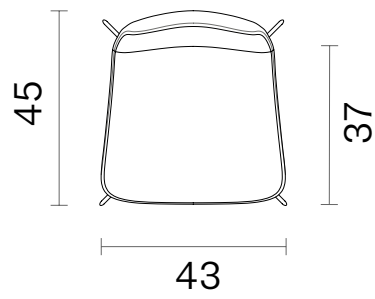
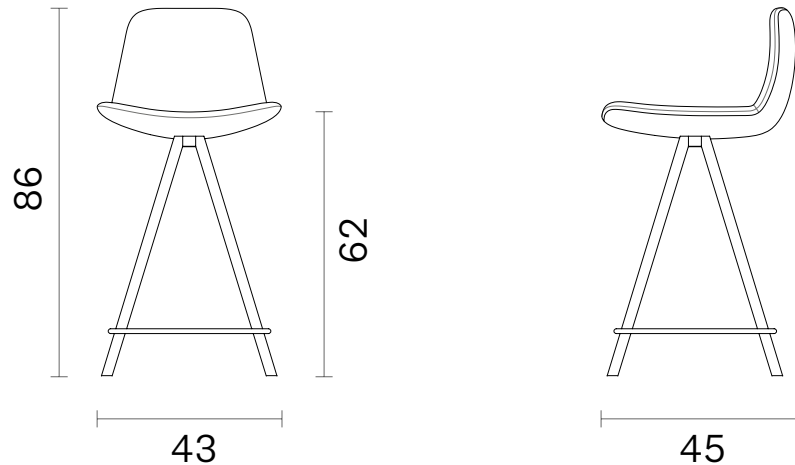


Dimensions (cm)

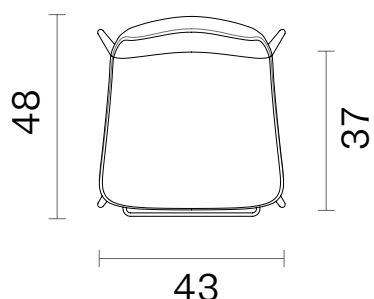
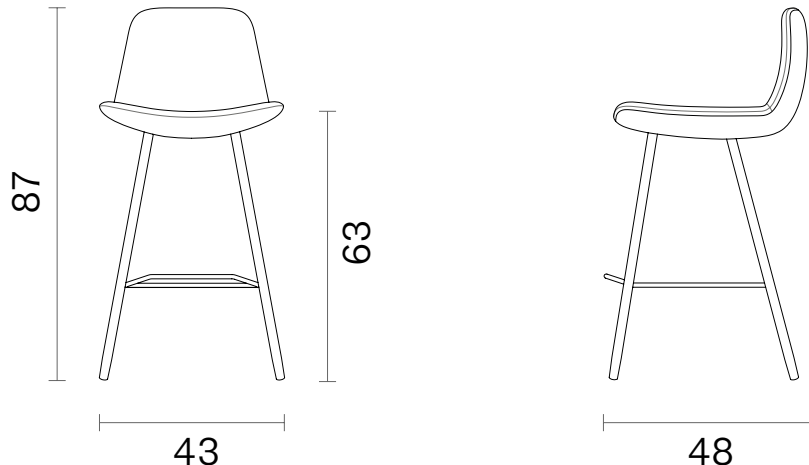
Kitchen Sled



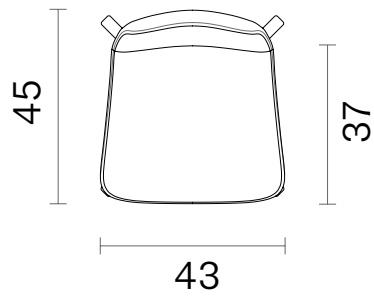
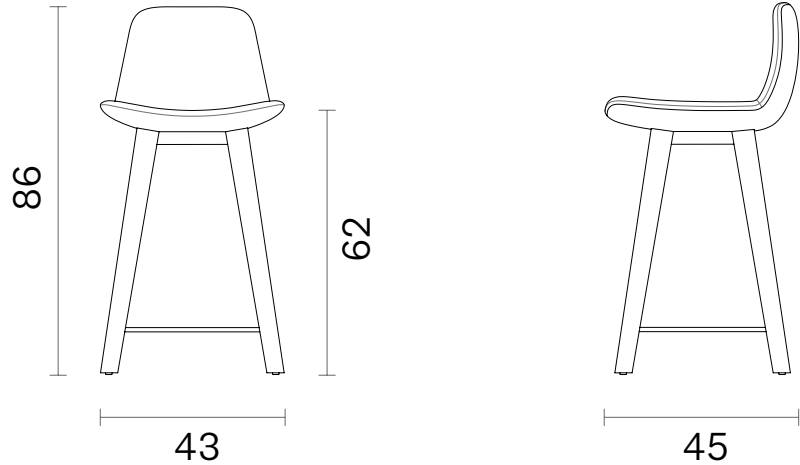
Kitchen Ellipse
Swivel



Kitchen X



Kitchen Wood



Downloads

2D & 3D FILES 

PRODUCT IMAGES 

CERTIFICATES 

You can run this product
with following system:



Pera

Chair - Lounge - Bar

Indoor

Technical Specifications			Chair		
	Package Dimensions (cm)	Volume (m³)	Weight (kg)	Seat / Back	Base
Sled	55x70x98 quantity in box: 2	0,35	8	Metal Structure + Polyurethane	Ø10mm Metal Rod + Electrostatic Powder Coated
New Sled	55x70x98 quantity in box: 2	0,35	8		Ø10mm Metal Rod + Electrostatic Powder Coated
X	55x70x98 quantity in box: 2	0,35	6,3		Ø16mm Metal Tube + Electrostatic Powder Coated
Metal Dowel	55x70x98 quantity in box: 2	0,35	8		Tapered Metal Legs + Electrostatic Powder Coated
Ellipse S	55x70x98 quantity in box: 2	0,35	9		14x28mm Oval Tube + Electrostatic Powder Coated
Ellipse S WA	55x70x98 quantity in box: 1	0,35	8,5		14x28mm Oval Tube + Electrostatic Powder Coated
Wood Classic	55x70x98 quantity in box: 2	0,35	6,9		Solid Ashwood / Solid Beechwood
Wood Dowel	52x59x88 quantity in box: 2	0,35	6,1		Solid Ashwood / Solid Beechwood
Office Prong 4-S	70x70x105 quantity in box: 2	0,27	9,5		Tapered Metal Profile Base + Electrostatic Powder Coated
Office Prong 4-S WA	52x59x88 quantity in box: 1	0,27	9,2		Tapered Metal Profile Base + Electrostatic Powder Coated
Office Premium S-GL	70x70x105 quantity in box: 2	0,43	12		Aluminium Injection + Electrostatic Powder Coated
Office Premium S-GL WA	70x70x105 quantity in box: 1	0,43	10,7		Aluminium Injection + Electrostatic Powder Coated

Technical Specifications			Lounge		
	Package Dimensions (cm)	Volume (m³)	Weight (kg)	Seat / Back	Base
Sled	69x63x84 quantity in box: 1	0,36	11,8	Metal Structure + Polyurethane	Ø12mm Metal Rod + Electrostatic Powder Coated
Metal S	69x63x84 quantity in box: 1	0,36	14,6		Ø12mm Solid Metal + Electrostatic Powder Coated
Metal S WA	69x63x84 quantity in box: 1	0,36	15,3		

Technical Specifications

Bar Stool

	Package Dimensions (cm)	Volume (m³)	Weight (kg)	Seat / Back	Base
Sled	53x52x100 quantity in box: 1	0,28	7	Metal Structure + Polyurethane	Ø10mm Metal Rod + Electrostatic Powder Coated
X	53x52x100 quantity in box: 1	0,28	6,6		Ø16mm Metal Tube + Electrostatic Powder Coated
Ellipse S	53x52x100 quantity in box: 1	0,28	7,3		14x28 Oval Tube + Electrostatic Powder Coated
Wood Classic	53x52x100 quantity in box: 1	0,28	8,1		Solid Ashwood / Solid Beechwood
S-GL	53x52x100 quantity in box: 1	0,28	16,1		Ø420mm Flat Base + Electrostatic Powder Coated
Consultation	53x52x100 quantity in box: 1	0,28	18		-
Kitchen Sled	49x50x86 quantity in box: 1	0,21	7,5		Ø10mm Metal Rod + Electrostatic Powder Coated
Kitchen X	49x50x86 quantity in box: 1	0,21	6,6		Ø16mm Metal Tube + Electrostatic Powder Coated
Kitchen Ellipse S	49x50x86 quantity in box: 1	0,22	7,5		14x28 Oval Tube + Electrostatic Powder Coated
Kitchen Wood Classic	49x50x86 quacity in box: 1	0,21	8		Solid Ashwood / Solid Beechwood



CARE AND MAINTENANCE

↓

S: Swivel, GL: Gas-Lift, WA: with Arm, WOA: without Arm



www.bt.design

Showroom

Istanbul

istanbul@bt.design

Ankara

ankara@bt.design

London

london@bt.design

Factory

Istanbul

fabrika@bt.design

Bulgaria

europa@bt.design

Export

export@bt.design