

Prisma

by Sylvain Carlet & Isern Serra

Its finishes evoke the Scandinavian style, characterized by providing a sense of order and chromatic cleanliness in all its designs. With a careful design, Prisma hides a great complexity in its structure. The pyramidal shape of its legs, with a compact appearance, has been a challenge in the manufacture of this table.

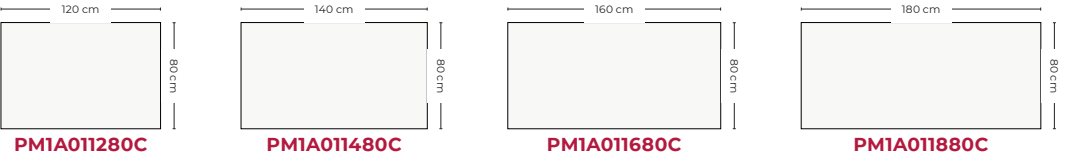
To facilitate the adaptation of Prisma to any space, the program is presented with a wide range of operating and meeting tables that provide maximum versatility for all types of spaces and projects.

Technical data	
Program of tables	3
Functionalities	4
Finishes	5
Configurations	5
Available complements	6
Packs, weights & volumes	7
Ecodesign	8
Standards & EPD	8
Certificates	8

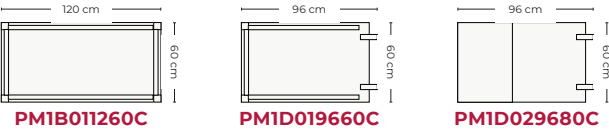


Program of tables

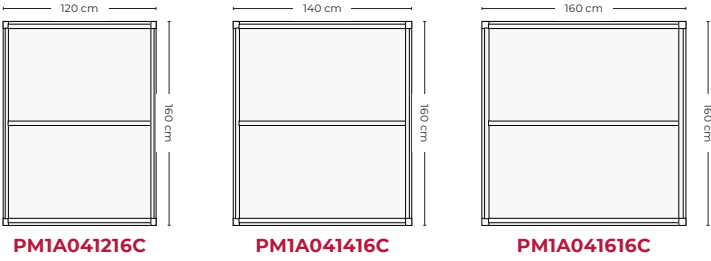
Individual operating tables · Width 80 cm



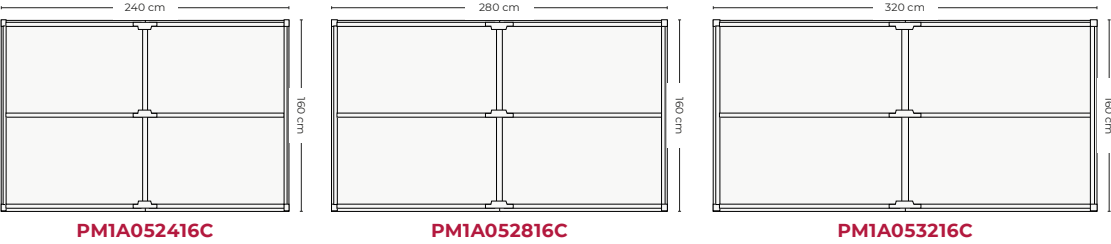
Auxiliary tables & Returns · Wide 60 cm



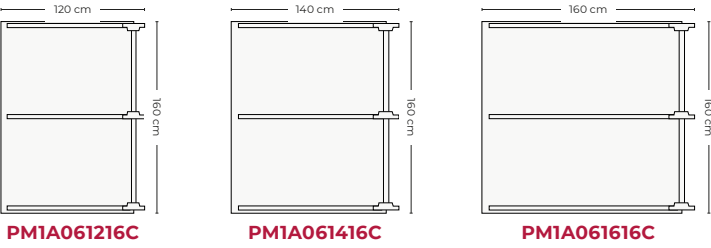
Double & Progression tables · Wide 160 cm



Quadruple & Progression tables · Wide 160 cm



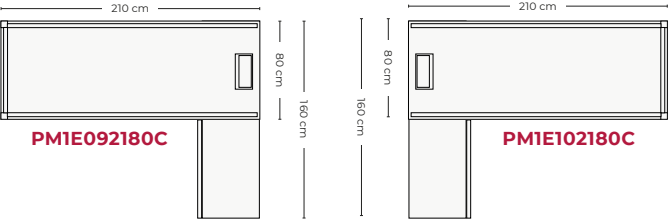
Progression tables · Width 160 cm



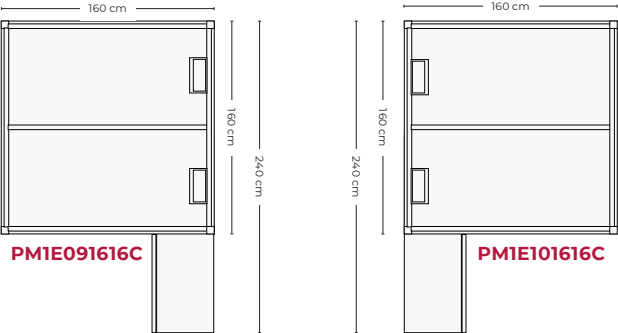
Meeting tables · Width 100 cm



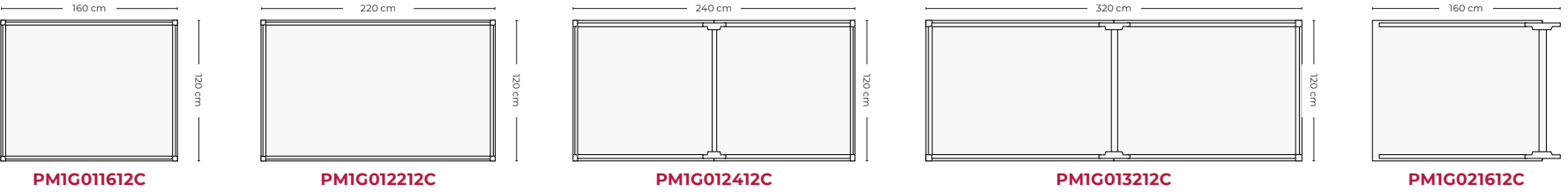
Tables with file support · Width 80 cm



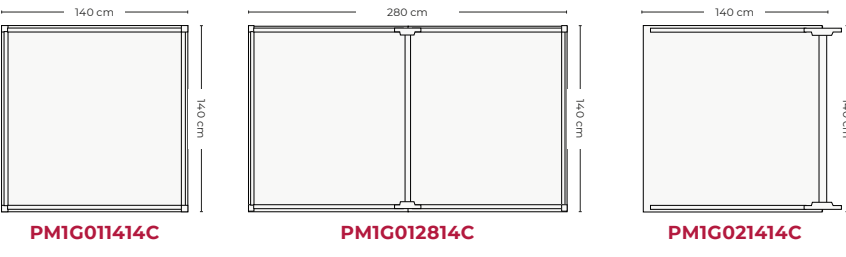
Double tables with file support · Width 160 cm



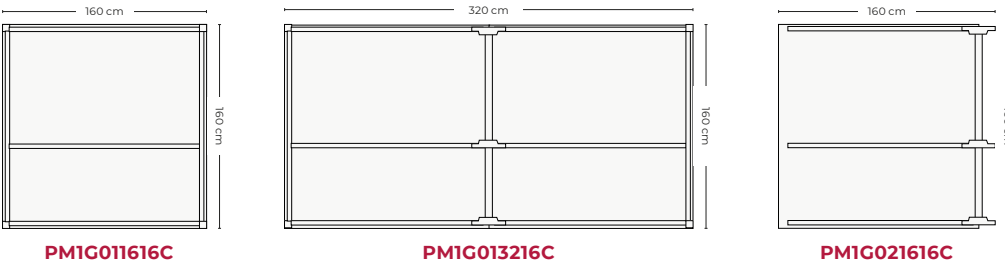
Meeting tables · Width 120 cm



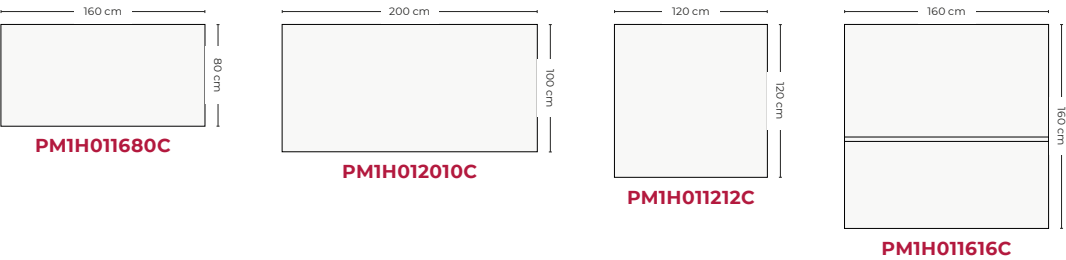
Meeting tables · Width 140 cm



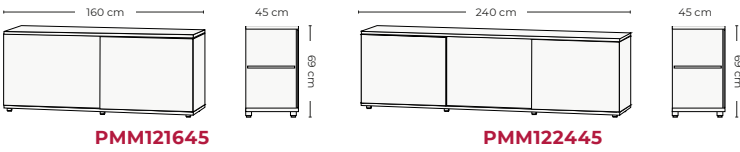
Meeting tables · Width 160 cm



Meeting tables · Height 100 cm



Auxiliary files · Height 69 cm



Functionalities

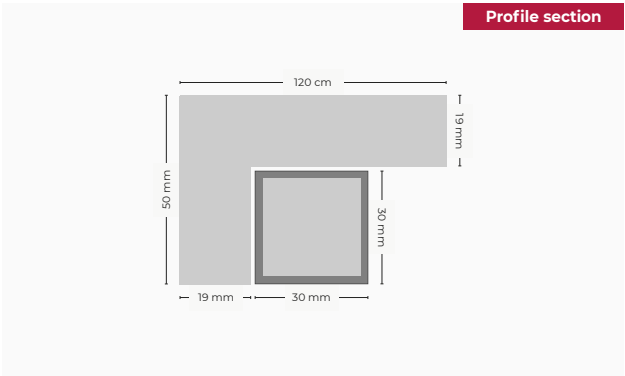


Description of model with steel supports

- 1 Table top made of melamine with 5 cm edge.
- 2 Metallic legs of 5x5 cm with quick joint system. Internal metallic structure in steel tube 3x3 cm.
- 3 Leveling support made of PP with anti-slip soleplate.
- 4 Suspended electrification channel for double tables with height adjustment.
- 5 Tabletop divider upholstered with sound-absorbing properties anchored to the structure.
- 6 Leg covered with metal totem for cable ducting.
- 7 Push Latch “T” electrification output.

Surfaces and structure

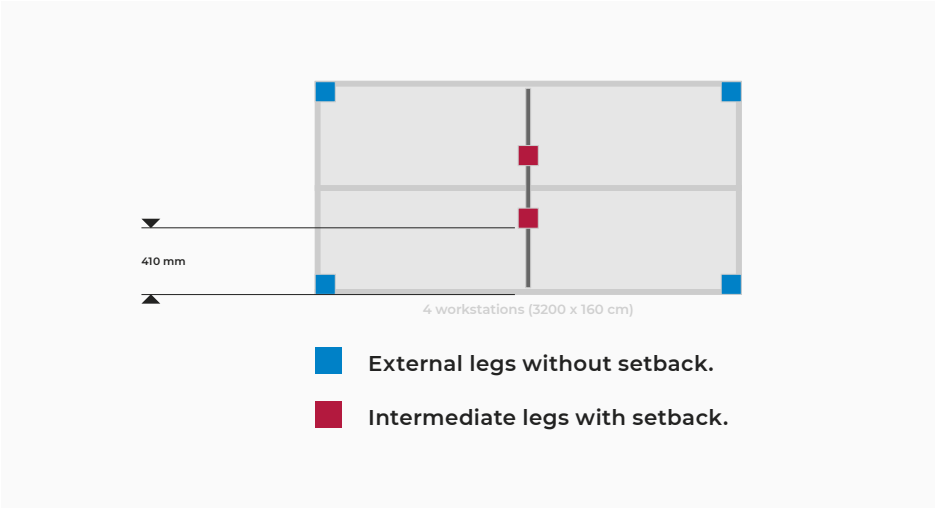
Table tops made of 19 mm chipboard with steel bottom structure. Tabletop thickness of 5 cm made of 1.9 cm perimeter molding with 2 mm thick rounded edge, highly durable and recyclable. 5x5 cm section leg structure made of 1.5 mm thick hot-rolled and pickled steel profile, finished with epoxy paint in white and wood-like finishes. Table top structure of section 3x3 cm made of hot-rolled steel profile and pickled 2 mm thick, in black and white finish.



Recessed legs



Straight 160 cm and 120 cm wide tables with progression and central legs recessed from the table edge for operational configurations of 4 or more workstations or meeting tables, facilitating mobility. **Recessed leg 410 mm on 160 cm tables and 310 mm on 120 cm tables.**



Finishes



Available finish combinations

Surface: White	Surface: White	Surface: Lime Oak	Surface: Light Oak	Surface: Chestnut	Surface: Anti Fingerprint black
Edge: White	Edge: Lime Oak	Edge: Lime Oak	Edge: Light Oak	Edge: Chestnut	Edge: Anti Fingerprint black
Structure: White	Structure: Lime Oak	Structure: Lime Oak	Structure: Light Oak	Structure: Chestnut	Structure: Black

Configurations

Table with support in credenza unit



- Filing cabinet made of melamine available in various finishes.
- Sliding doors made of melamine.
- Integrated guides made of extruded PVC profile. **Smooth glide.**
- Two sizes available:** 1600 and 240 cm length, 45 cm width and 69 cm height.
- Inner grille with anchoring system that allows height change.
- Interior prepared for internal cable management.
- Metal legs with injected PP leveler and anti-slip soleplate.

Structural dividers

Prisma has its own system of movable dividers or those that are anchored directly to the table surface, giving it great stability and an aesthetic appearance in harmony. Fully upholstered, with aluminum profiles or guides for fixing 3rd level elements, upholstered, sound-absorbing, glass, methacrylates, the new dividers offer a large number of possibilities.



Desk returns

Prisma has its own return system to create more functional spaces. The returns are fixed to the desk to give strength and provide an operative solution.



Return supported on a desk-height pedestal.
Available in option of 4 drawers or 2 drawers + file drawer with tray. Incorporates security lock.

Electrification systems



An integrated **electrification system** that effectively manages wiring and facilitates installation.



It has a **large capacity steel** plate tray that circulates under the work surfaces.

Complementos opcionales



CPU support of 250 x 300 x 490 mm and 1.5 mm thick steel plate.



Modesty pannel

Packs, weights & volumes

MODEL	PACKS	WEIGHT	VOLUME
Individual operating tables	↓	↓	↓
PM1A011280C	■	■	■
PM1A011480C	■	■	■
PM1A011680C	■	■	■
PM1A011880C	■	■	■
Auxiliary tables and Returns	↓	↓	↓
PM1B011260C	■	■	■
PM1D019660C	■	■	■
PM1D029680C	■	■	■
Meeting tables	↓	↓	↓
PM1F011810C	■	■	■
PM1F012010C	■	■	■
PM1F012210C	■	■	■
Meeting tables	↓	↓	↓
PM1H011680C	■	■	■
PM1H012010C	■	■	■
PM1H011212C	■	■	■
PM1H011616C	■	■	■
Double and progression tables	↓	↓	↓
PM1A052416C	■	■	■
PM1A052816C	■	■	■
PM1A053216C	■	■	■
Progression tables	↓	↓	↓
PM1A061216C	■	■	■
PM1A061416C	■	■	■
PM1A061616C	■	■	■
Meeting tables	↓	↓	↓
PM1G011212C	■	■	■
PM1G011414C	■	■	■
PM1G011616C	■	■	■
Double meeting tables	↓	↓	↓
PM1G012412C	■	■	■
PM1G013212C	■	■	■
Progression tables	↓	↓	↓
PM1G021212C	■	■	■
PM1G021612C	■	■	■
Tables with file support	↓	↓	↓
PM1E092180C	■	■	■
PM1E102180C	■	■	■
Double tables with archival support	↓	↓	↓
PM1E091616C	■	■	■
PM1E101616C	■	■	■
Auxiliary files	↓	↓	↓
PMM121645	■	■	■
PMM122445	■	■	■



Ecodesign

Recycled materials	47,80%
Production	100%
Transportation	100%
Use	Easy
Disposal	97,30%

Recycled materials: Maximum use of materials to eliminate waste and minimize residues. Use of recyclable materials and recycled materials in components that do not affect functionality and durability. **Production:** Maximum optimization of energy use. Minimum environmental impact. State-of-the-art technological systems. Zero wastewater discharge. VOC-free coatings. Processes free of heavy metals, phosphates, OC and COD. **Transport:** Dismountable systems. Volumes that facilitate space optimization. Maximum reduction of energy consumption for transport. **Use:** Quality and guarantee. Long useful life. Possibility of substitution and replacement of elements. **Disposal:** Waste reduction. System for reuse of supplier-manufacturer packaging. Easy separation of components. Solvent-free water-based printing inks on packaging.

Standards & EPD

Prisma has passed the tests carried out in our laboratory and the tests performed at the Instituto Tecnológico del Mueble (AIDIMME) corresponding to the standards:

Regulations	Description
UNE-EN 527-1:2011	Office furniture. Work tables. Part 1: Dimensions.
UNE-EN 527-2:2017	Office furniture. Work tables. Part 2: Requirements for safety, strength and durability.
UNE-EN 15372:2017	Furniture. Strength, durability and safety. Requirements for non-domestic tables.
REAL DECRETO RD 488/1997	

Certificates

The different programs allow points to be obtained in different environmental categories, referring to sustainable plots, materials and resources, efficiency in water, energy and atmosphere, indoor environmental quality, and innovation and design, which are applied to a building in order to obtain **LEED certification**.

8

