



SYSTEM  180

Into the future with agility

Agile organisations are one of the responses to the challenges of globalisation and the digital revolution.

The dynamic and complex nature of today's markets demand planning, development and production functions that can adapt quickly in order to respond fast to changing conditions, to identify new customer requirements early, to increase the pace of innovation and leverage these competitive advantages to achieve success on the market .

And all that means that businesses need to rethink their work culture, their working methods and their workplace designs accordingly. The culture of agile working is built on self-organisation and demands a flexible, inspiring and highly motivating environment.

Following the insights of activity-based working, workspaces and the furniture and fittings in such spaces make a significant contribution to the satisfaction and efficiency of staff. Workers see appropriately furnished spaces as an important signal that their employer values their work, so that acquiring the right furniture and fittings should be seen as a worthwhile long-term investment.

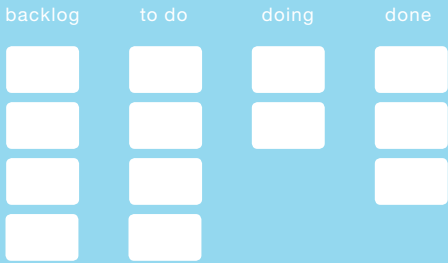
We develop furnishing solutions for our customers deliberately designed to satisfy the specific needs of agile working – we make them flexible, multi-functional and independent.

We are delighted to provide you with support on your path into an agile future!



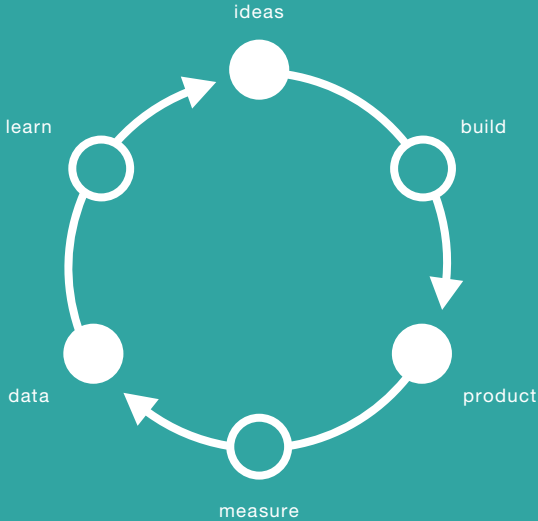
Agile working needs self-organisation

Autonomy in decision-making is the most important feature of agile working. To organise work with both reliability and transparency, the widest possible variety of collaborative working methods are used, with each individual business giving the appropriate weighting to each method.




KANBAN

Flat hierarchies and decentralised decision-making structures, genuine contact and empathy with customers, improved communication and a culture that treats errors constructively are all essential attributes for independent, agile working.

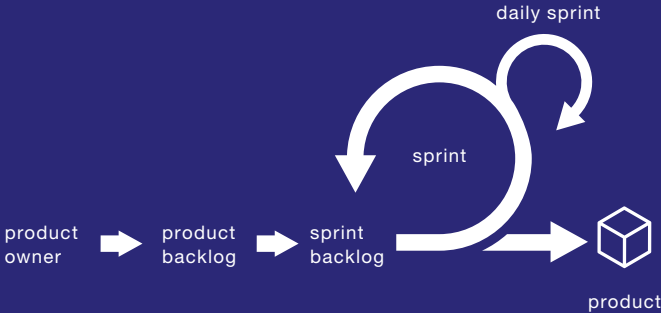


LEAN START UP



DESIGN THINKING

Among the most well-known methodologies used by agile working are Design Thinking, Kanban, Scrum and Lean Startup. All these disciplines are often combined with traditional project management methods.



SCRUM

This new work culture does not fit into the office architecture of the past; it defines completely new requirements for working spaces and equipment.

What is needed these days are inspiring office design ideas such as open, multi-purpose, flexible and co-working spaces with cleverly designed, mobile fittings, especially thought out for the new culture of work.


Multi-space menu

Activity-based working involves constant switching between teamwork and individual effort. The working environment is going to need to provide various types of equipment and fittings during the different phases of a project.

Multi-space office environments are characterised by the broad range of space options that can be used with maximum flexibility by all staff members. These may include spaces for concentrated work in the form of individual office spaces, think-tank areas and libraries, communication areas for team working and informal encounters, a lounge or café space and a relaxation area.

Studies have proved that employers who provide multi-space environments achieve substantially better approval ratings from their employees. Such environments encourage independent decision-making, boost teamworking and exert a positive influence on creativity, performance and openness to change.

When planning, businesses need to ensure that the combination of working patterns is appropriately balanced. This will include the need to fit out particular spaces for concentrated working, for a variety of different forms of teamworking and for informal encounters.



Coffee Lounge

Come in and feel at home – the Coffee Lounge is a place where you will feel welcome, allowing you to relax and communicate informally. As an open meeting point, the Lounge can take on the function of a reception space. It is also the place where staff and guests can find refreshments and snacks.

The concentration – particularly in an agile environment – is on achieving an informal and communicative atmosphere. Information can be shared, connections made, shared ideas created and solutions found over a refreshing drink.

With an inviting atmosphere, a variety of seating and standing options, pinboards and fast WLAN, the Coffee Lounge becomes an interface between the internal team and the outside world. It combines the private and the business world in a dialogue that spans business functions.



Conference Space

Is there even a role any more for conference spaces in these times of virtual reality, co-working and cloud technologies. Our answer to that question is an emphatic yes.

Conference rooms are a core element in the range of spaces needed by agile organisations. At the end of the day, any idea, project or product is going to need to be developed by people and among people. Collaboration between individuals is always at the centre of focus. The technology is no more than a set of support tools to achieve that end.

Yet, depending on the identity and culture of each individual business, conference rooms can be fitted out in unconventional ways. A relaxed and inspirational atmosphere will always impact positively on the results achieved by any meeting of minds.



Meeting Space

Agile working is centred on communication, effective feedback and an iterative development process. Using these modes, teams regularly showcase the interim results of their work in progress and discuss its strengths and weaknesses. Such feedback is used as input for the next development iteration.

The Meeting Space provides an ideal open arena for an interim look back over one's shoulder. Here is where the team can discuss individual tasks, alternative solutions or the current state of work with other stakeholders.

Equipping your space with flexible fittings to cater for various different presentation and working modes, and for prototypes, samples and other artefacts, lends your workplace an atmosphere of "work in progress".

A flexible table with its worktop at standing height, and with lightweight, stackable stools and plenty of writing surface, around which come up with, evaluate and prioritise ideas, provide the basic furnishing.

The presence of a TV monitor and presentation technologies also allow users to present information and to involve external discussion partners at a distance.



Silent Space

Within agile working methodologies, despite the prominence of collaborative activities, there will also be work tasks that require spatial and/or acoustic screening.

Such spaces are particularly important for tasks that require a high level of concentration or of confidentiality.

The most important piece of furniture in such spaces is the work table. That table will need to provide a large enough surface to accommodate all the equipment and materials to be used by the team.

In agile businesses, such spaces are not allocated to anyone in particular. This means that the work table will need to have convenient connections for mobile devices to mains power, to the company network and to the full range of peripheral devices used by the business.



Meet Up Space

Agile working requires a number of different collaborative locations, communication hubs, informal meeting points and creative workshop areas.

The Meet-Up space is the ideal location for an informal meeting away from the team's individual work stations, to calmly prepare for an approaching meeting, for example, or to give a colleague a quick update in a relaxed atmosphere.

Its main needs include comfortable seating, attractive lighting, surfaces upon which to lay documents and drinks, maybe working materials to hone ideas and decisions and a sufficient amount of visual and acoustic screening.



Workshop Space

True to its motto, “Go Wild!”, the Workshop Space is a space for free, unrestricted development and collection of ideas.

Its furnishings are laid out accordingly to facilitate hierarchy-free teamwork. The space’s table worktop at standing height keeps everyone in active spirits. Space users can write directly on the large whiteboards, and can use them as the central point at which to collect sticky notes and other inputs.

The sturdy, hard-wearing and inspiring furnishings underline the creative function of your work space, encouraging users to experiment. The space’s modern IT devices gives users the full range of options for presentations, research and for achieving buy-in from external stakeholders.



Event Space

Whether it is at presentations, training sessions or celebrations – personal encounters, passing on knowledge and shared time together in the team are all substantial factors for success in the agile business. Accordingly, agile working require a space that is suitable for the full variety of event formats, in all their varying shapes and sizes.

A lectern for speakers and their notes, a whiteboard with flipchart and modern audio-visual presentation technology are all part of the basic equipment in such spaces. Depending on the size of the space, the type of event and the level of interaction, participants can be positioned at one or more tables or audiences can take their places in rows of seating.

A shared space around a table makes more sense for formats in which people are working or celebrating face-to-face. A forum with a speaker's lectern and one or more rows of seating makes more sense for events where roles are divided into presenters and an audience.

To be able to stow unneeded furniture out of the way you will need mobile designs or fold-away furniture; like the RackPod range of tables, for example.





Coworking Space

The Co-working Space offers the possibility for staff to work in screen mode for periods. In contrast to the Silent Space, the Co-working Space may also be used, on consultation with other users, for collaborative work by a team. The currency here is “plug in and get to work.”

The central article of furniture is the space's flexible shared workplace table, the Workbench. The Workbench focuses on optimal space efficiency through providing room for workstations that can also be used for multiple-use desk sharing.

The workbench provides easy data and network connections and, where necessary, screening elements to partition off individual work surfaces. Mobile storage pieces keep personal materials and documentation ready for the use of staff members.

The Co-working Space requires firm agreements on noise, tidiness and all other questions that might lead to conflict if no enforceable rules were in place.



Team Space

Team spaces are at the heart of agile organisations. To provide an effective home base for an interdisciplinary team, they must offer a flexible basic structure for a variety of disciplines and modes of working. Thus, for example, a developer can work with two large monitors and a stationary desktop computer in a team with a sales representative who requires just a laptop and the UX designer who needs only plenty of whiteboards and free space.

To allow users to turn the space into “their own” space, the furniture has to be flexible and simple enough to allow it to be adapted to the specific needs of each team member and his or her activities. On top of that, it needs to be possible to transform the space at the drop of a hat to cater as flexibly as possible for such activities as the daily meeting, a short brainstorming session or to present interim results.

And lightweight mobile furniture on casters that can be reconfigured multifunctionally into the required constellation provide the best possible conditions for achieving that level of flexibility. The more working processes that can be catered for within the team space, the better it can be ensured that the entire team feels involved and supported at every step of the development process.







Reflection Space

One important goal of agile working – as a rule of thumb – is to reach a practical solution with only restricted knowledge and limited time.

The principle of “trial-and-error” requires courageous decision-making, a constructive culture of error and regular controls on whether the path chosen is leading to the desired goal.

That is why the process of reflection on working results, methods and processes and the role of the team leader is an essential element of the learning process and of product optimisation, and therefore requires the corresponding attention to be paid to it.

A pleasantly lit quiet space – located away from the daily working environment – with a minimum of furniture, capable of directing concentration on the relevant issue provides the ideal place for this phase of any project.

Issues can be located and evaluated using whiteboards and flipcharts. Lessons learnt and possible options for improvement can be worked out and decided effectively in such a space.



Das Möbelbausystem

System 180 Möbel können, je nach Anspruch und Bedarf, für unterschiedliche Aufgaben speziell geplant und ausgestattet werden. Hier erhalten Sie einen kurzen Überblick über die wichtigsten Optionen. Das komplette Spektrum der Möglichkeiten stellen Ihnen gerne unsere Partner im Fachhandel vor.

The furniture system

System 180 furniture can be customised, according to formal requirements and practical needs, for a wide variety of tasks. You can find a short overview of the most important options here. Your local specialist partner can show you the complete spectrum of options.

Stauraum

Je nach Bedarf, können die Strukturen des Möbelbausystems mit Fachböden, Türen, Auszügen, Magazinfächern und weiteren zweckmäßigen Zubehörteilen individuell ausgestattet werden.

Storage space

The furniture system allows you to custom-build shelving, doors, drawers, magazine racks and other specialised accessories into your furniture, entirely according to your needs.

Raumteiler

Mit 7 Breiten, 6 Höhen, 7 Tiefen und 13 Dekoren bauen Sie individuell dimensionierte Strukturen, die Großflächen gliedern und auf Wunsch weitere praktische Aufgaben als Sitzmöbel oder Display für dekorative Objekte und Pflanzen übernehmen. Durch die Verwendung von leichtgängigen Möbelrollen können auch größere Strukturen einfach auf ebenen Böden bewegt werden.

Partitions

With 7 widths, 6 heights, 7 depths and 13 decorative finishes to choose from, you are completely free to shape the larger spaces in your office into your own structures with precisely the dimensions you need, and to create new spaces for other tasks, such as seating or display platforms for decorative objects or plants. The use of sturdy casters allows even large structures to be moved around easily on even surfaces.

Empfang

In der Anwendung als CheckIn-Counter spielt das Möbelbausystem seine gesamte Stärke aus. Ob I-, L- oder U-Form, die klare Struktur der Front empfängt den Besucher und sorgt für einen repräsentativen Auftritt. Im Rückraum können bedarfsgerecht Arbeitsplätze integriert werden, die vielen Ansprüchen gerecht werden.

Reception

The furniture system shows off its strengths to the full when used to create check-in counters. Whether you need an I, L or U-form counter, the clear structure of your reception desk will welcome your visitors with its attractive, high-end appearance. You can integrate workstations in the space behind the counter with a flexibility that lets you cater for many needs.



Die Tischsysteme

Die Klapptische RackPod

Die RackPod-Serie ist das smarte Programm für mobiles Arbeiten. Dank Klappgestell und optionalen Rollen, sind Tische der RackPod-Serie einfach montiert, spielend im Raum verschiebbar und bei Nichtgebrauch schnell verstaut. Das optionale Zubehör ist werkzeugfrei anzubringen und ermöglicht das Verstauen von Technik und sonstigen Arbeitsmitteln.

Table systems

RackPod folding desks

The RackPod-Series is our smart range of tables for mobile working. Thanks to its foldable frame and the optional casters, tables in the RackPod range are simple to assemble, easy to move around your space and can be stowed away quickly when not in use. The optional accessories can be fitted with no need for tools, and allow you to store away your technical devices and other working materials neatly and practically.



BridgePro

Das Tischprogramm BridgePro bietet vielseitig nutzbare Modelle für eine mobile Arbeitswelt. Auf dem reduzierten Gestell mit den markanten Beinen kommen elegant wirkende Tischplatten mit nur 16 mm Stärke zum Einsatz. Die serienmäßigen Rollen ermöglichen ein einfaches Verschieben und das Kantenverhältnis von 2:1 ein Positionieren in vielen Formationen. Smartes Technikmanagement ist optional integrierbar.

BridgePro

The BridgePro tables offer versatile designs for mobile working places. A clean frame with distinctive elevates an elegant surface with only 16 mm thickness. Casters enable easy repositioning and its 2:1 proportions allow for combinations in larger formations. Smart technical infrastructure can be applied optionally.



Das Tischsystem K

Das Tischsystem K ist unser modulares System für großflächige Tischanlagen. Ob Konferenz, Gruppenarbeit oder Besprechung, ob in Steh- oder Sitzhöhe, mit Technikmanagement oder mobil auf Rollen – das Tischsystem K bietet unzählige Möglichkeiten der Konfiguration.

K table system

The K-Series is our modular system for larger tables. Whether you need a surface for conference or meeting, and whether you want them at sitting or standing height, equipped with technical device management fittings or on casters for mobility – the table system K offers endless options.



Das Arbeitsflächenprogramm

Im Rahmen unseres Möbelbausystems lassen sich sehr individuelle Kombinationen aus Stauraummöbel und Arbeitsflächen konfigurieren. Das reicht von der praktischen Ablagefläche am Aktenregal über die klassische Winkelschreibtischkombination bis zum FlexDesk, der als Stehtisch für den kurzfristigen Aufenthalt im Office konzipiert ist.

Work surface designs

Using our furniture system, you can create your own unique combinations of storage spaces and work surfaces. The options range from practical storage space for file storage, via our classic corner desk combination, up to and including the FlexDesk, as a standing-height table designed for quick visits to the office.



Die Design Thinking Line®

Gemeinsam mit der HPI School of Design Thinking in Potsdam entwickelt, ist die **Design Thinking Line® (DT-Line)** konsequent auf die Bedürfnisse dynamischer Teamarbeit ausgerichtet.

DT-Line Tables

Die Tische in Stehhöhe halten das Team aktiv. Die optional in die Tischflächen eingelassenen StuffBoxes ermöglichen den schnellen Zugriff auf Post-its und Schreibgeräte. Auf ihrer Ablage in der zweiten Ebene sind Arbeitsmaterialien jederzeit griffbereit und die Rollen ermöglichen die einfache Bewegung im Raum.

Designed in collaboration with the HPI School of Design Thinking in Potsdam, the **Design Thinking Line® (DT-Line)** is carefully thought out to facilitate dynamic teamworking situations.

The standing-height tables keep the team in an active stance. The optional StuffBoxes that you can set into the table surfaces give you fast access to Post-its, writing materials, etc. On their storage shelf on the second level you can always access the working materials you need, and the casters make it easy to move the piece around your working space.

DT-Line Boards

Magnethaftende und beschreibbare Whiteboards in drei verschiedenen Größen halten Ideen und Arbeitsergebnisse auf einfache Weise fest und lassen sich auf Rollen jeweils da positionieren, wo gerade Bedarf ist.

Magnetic, writeable whiteboards in three sizes make it easy to write down and retain ideas and other work output, and can be rolled around on casters to wherever they are needed.

DT-Line ToolRacks

Der 6-stufige Prozess des Design Thinking erfordert, je nach Phase, unterschiedliche Materialien. In den halbtransparenten Boxen der ToolRacks findet reichlich Material zum Prototypen seinen Platz.

The six-step process central to design thinking demands different materials at different stages. The translucent boxes on the ToolRacks provide plenty of space for the materials you need to create your prototypes.

SitRack

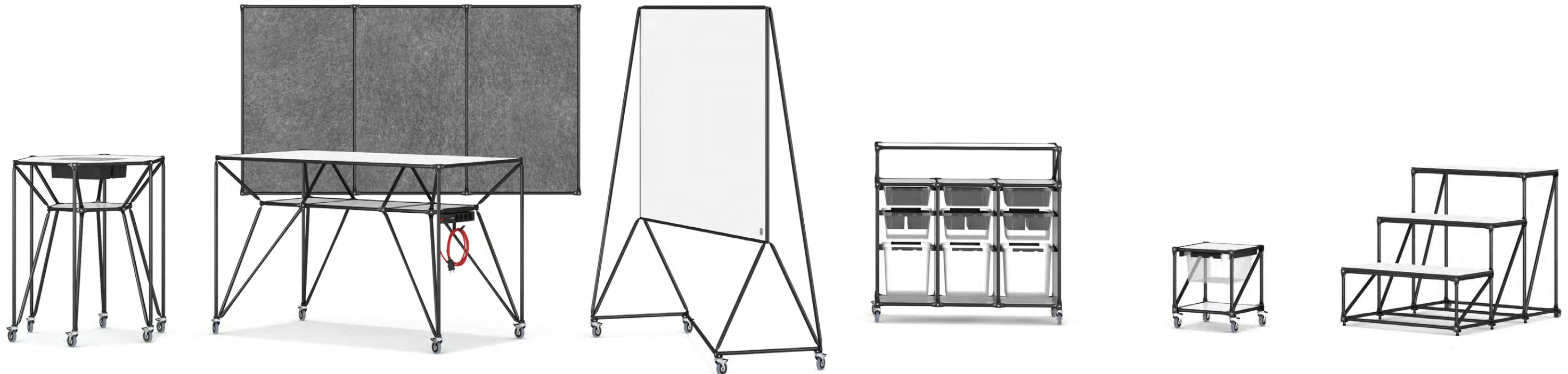
Im agilen Arbeitsmodus sind Mitarbeiter Wanderer zwischen den unterschiedlichen Zonen des Multi Space Office. Mit dem SitRack hat jeder Mitarbeiter ein mobiles Begleitmöbel, das nicht nur eine Sitzgelegenheit für das kurze informelle Meeting bietet, sondern auch die wichtigsten persönlichen Gegenstände und Büroartikel in einer praktischen Box verwahrt.

In an agile setting workers move between the different areas of the multi space office. SitRack is a mobile companion to the workplace, offering not only temporary seating for informal meetings but also storage for office supplies and personal items in a practical box.

SitUp

Mit seiner Struktur aus Edelstahlrohr und den drei Stufen ist das Tribünenmodul SitUp vielseitig nutzbar, leicht und stabil zugleich. Auf den drei Ebenen finden bis zu drei Personen Platz. Mit seinem geringen Gewicht und zwei leichtlaufenden Möbelrollen lässt sich SitUp spielend bewegen, positionieren und mit mehreren Modulen zu größeren und kleineren Formationen konfigurieren.

With its light weight stainless steel structure and compact dimensions SitUp offers a variety of uses. It offers elevated seating for up to three individuals. Two furniture coasters allow SitUp to be moved with ease. Multiple modules can be combined to build larger or smaller formations.



Art Direction: Clemens Richter, intimade.com
3D Visualization: Peter Margis, petermargis.de

This brochure is printed on FSC-certified paper.
Colour deviations may occur.

System 180 GmbH
Ernst-Augustin-Str. 3, 12489 Berlin

contact@system180.com
www.system180.com

Version 01.2019 EN